



2009
wiring accessories
domestic
circuit protection



Switches & Dimmers 02

Power & Control 06

Communications: TV, Telephone & Data 14

Ceiling Accessories 18

Installation Boxes 22

Grid System 24

Metal Plate 28

Flat Plate 34

Decorative Brass 40

Metalclad 44

Weatherproof 48

Interiors 52

Protector: RCD Wiring Accessories 54

Protector: Consumer Units 56

Technical Data 63

Numeric Index 70

Contents



Volex Accessories has always been a name synonymous with reliability and value. Committed to adding extra quality features and contemporary aesthetics to its designs, Volex has recently launched a new generation of products which combine the latest looks with value for money and product features customers expect.

Volex is part of Electrium, one of the UK's largest independent electrical groups, which has offices and manufacturing sites in the UK, India, China and the Middle east.

Left:
Electrium's purpose built Commercial Centre
in Cannock, Staffordshire.

All Volex products comply with the applicable British Standard specification and should be installed by suitably qualified personnel in accordance with the requirements of relevant legislation, regulations (including IEE Wiring Regulations) and the accepted practice in the industry.

The products listed or described in this publication may be protected by one or more patents, and/or registered designs and/or applications. A full list of patents registered designs and applications may be obtained from the company secretary of Electrium Limited.

This publication has been printed on paper that originates from a forest that is responsibly managed, using vegetable based inks.



Mixed Sources
Product group from well-managed
forests and other controlled sources
www.fsc.org Cert no. SA-COC-1487
© 1996 Forest Stewardship Council



Volex provides a comprehensive range of plate switches to control lighting for domestic and commercial applications. The 1000 series wall switches are rated at 10AX therefore making them ideal for switching incandescent and fluorescent lighting. Also included in the range are a variety of wide rocker switches



Undergoing a minimum of 50,000 operations, the Volex 10AX switch design combines performance, reliability and safety.

- The silver nickel contact tip ensures a longer life.
- A minimum 3mm contact gap ensures added safety.
- The arc shield minimises visible arc flash when operating the switch.





10AX WALL SWITCHES

LIST NO	DESCRIPTION	CARTON QTY
VX1010	1 gang 1 way switch	10
VX1020	1 gang 2 way switch	10
VX1030	1 gang intermediate switch	10
VX1040	2 gang 2 way switch	10
VX1050	3 gang 2 way switch	10
VX1054	4 gang 2 way switch	5

- BS EN 60669-1
- Terminals suitable for 4x1.0mm², 3x1.5mm² or 1x2.5mm² conductors
- 3mm contact gap
- Fully rated at 10AX for fluorescent or inductive loads
- Two way switches can be wired as one way

Dimensions

1–3 gang: 85mmx85mm with 60.3mm fixing centres

4 gang: 145mmx85mm with 120.6mm fixing centres

Mounting boxes

Surface moulded: 1–3 gang VX9404; 4 gang VX9412

Flush metal: 1–3 gang SB623; 4 gang SB665



10AX WIDE ROCKER SWITCHES

LIST NO	DESCRIPTION	CARTON QTY
VX4020	1 gang 1 way switch	10
VX4030	1 gang Intermediate switch	10
VX4040	2 gang 2 way switch	10
VX4000	Retractive switch	10

- BS EN60669-1

Dimensions

85mmx85mm with 60.3mm fixing centres

Mounting boxes

Surface moulded: VX9404

Flush metal: SB623



6AX ARCHITRAVE SWITCHES

LIST NO	DESCRIPTION	CARTON QTY
VX2060	1 gang 1 way switch	10
VX2061	1 gang 2 way switch	10
VX2062	2 gang 2 way switch	10

- BS EN 60669-1

Dimensions

1G: 32mmx86mm

2G: 32mmx146mm

Mounting boxes

Surface moulded: 1 gang VX9401 2 gang VX9402

Flush metal: 1 gang 9257 2 gang 9258



10A RETRACTIVE SWITCH

LIST NO	DESCRIPTION	CARTON QTY
VX1000	1 gang bell push with bell symbol	10
VX1000/LP	1 gang printed Light/Push	10
VX1000/P	1 gang printed Push	10

- BS EN 60669-1
- Terminals suitable for 4x1.0mm², 3x1.5mm² or 1x2.5mm² conductors
- can be wired for normally open (N/O) or normally closed (N/C) circuits

Dimensions

85mmx85mm with 60.3mm fixing centres

Mounting boxes

Surface moulded: VX9404

Flush metal: SB623



6AX CEILING SWITCH

LIST NO	DESCRIPTION	CARTON QTY
VX9001	1 way ceiling switch	10
VX9002	2 way ceiling switch	10
VX9009	Cord & acorn for ceiling switches	50

- BS EN 60669-1
- Supplied with pull cord
- 50.8mm fixing centres



250W DIMMER SWITCHES

LIST NO	DESCRIPTION	CARTON QTY
VX0250PU	1 gang dimmer mains only	10
VX0252PU	2 gang dimmer mains only	5
VX0250LV	1 gang dimmer mains/low voltage	10
VX0252LV	2 gang dimmer mains/low voltage	5

- BS EN 60669-1, BS EN 55014
- Dimmers can be used 1 or 2 way

Dimensions

86mmx86mm with 18.5mm plate depth

Mounting boxes

Surface moulded: VX9409

Flush metal: SB655



400W DIMMER SWITCH

LIST NO	DESCRIPTION	CARTON QTY
VX0400PU	1 gang dimmer mains only	10
VX0402PU	2 gang dimmer mains only	5
VX0400LV	1 gang dimmer mains/low voltage	10
VX0402LV	2 gang dimmer mains/low voltage	5

- BS EN 60669-1, BS EN 55014
- Dimmers can be used 1 or 2 way

Dimensions

86mmx86mm with 18.5mm plate depth

Mounting box


Surface moulded: VX9409

Flush metal: SB655





The extensive range of power and control accessories is suitable for any residential installation. The range incorporates such features as wide rockers for easy operation, an arc shield, which minimises visible arc flash and positive switching mechanism to prevent balancing between the on and off positions. A product marking service is also available on 13A fused connection units as well as 20A and 45A control switches.



13A SOCKET OUTLETS

LIST NO	DESCRIPTION	CARTON QTY
VX1300	1 gang SP switched socket	10
VX1300/D	1 gang DP switched socket	10
VX1400	1 gang SP switched socket with neon	10
VX1500	2 gang SP switched socket	5
VX1500/D	2 gang DP switched socket	5
VX1600	2 gang SP switched socket with neon	5
VX1700	2 gang DP switched socket with outboard rockers	5
VX1800	2 gang DP switched socket with outboard rockers & neon	5
VX9100	1 gang unswitched socket	10
VX9200	2 gang unswitched socket	5
VX9230	3 gang unswitched socket, fused 13A	5
VT1507	1-2 gang conversion socket	1

- BS1363
- Terminals suitable for up to 3x2.5mm² or 2x4mm² conductors
- 2 gang DP comes with twin earth as standard

Dimensions

- 1 gang: 85mmx85mm with 60.3mm fixing centres
- 2 gang: 145mmx85mm with 120.6mm fixing centres
- 3 gang: 205mmx85mm with 181mm fixing centres

Mounting boxes

- Surface moulded: 1 gang VX9409; 2 gang VX9414; 3 gang VX9403
- Flush metal: 1 gang SB655; 2 gang SB665; 3 gang SB646
- Flush dry lining: 1 gang SB619; 2 gang SB629

13A 30mA RCD PROTECTED SOCKETS & FCU

LIST NO	DESCRIPTION	CARTON QTY
VT1108	1 gang switched RCD protected socket outlet	1
VT1208	2 gang switched RCD protected socket outlet	1
VT1092	RCD Fused Connection Unit	1

- Socket outlets to BS7288
- FCU to BS4293
- Double pole switching
- Terminals suitable for up to 3x2.5mm² or 2x4.0mm² conductors

Dimensions

- 1G & FCU: 86mmx86mm with 60.3mm fixing centres
- 2G: 146mmx86mm with 120.6mm fixing centres

Mounting boxes

- Surface moulded: 1G & FCU: VX9405 2G: VX9417
- Flush metal: 1G & FCU: SB615 2G: SB625

LOUNGE PLATE

LIST NO	DESCRIPTION	CARTON QTY
VX1590WH	Lounge Plate	10

- BS1363
- Terminals suitable for up to 3x2.5mm² or 2x4mm² conductors

Dimensions

- 267mmx250mm 180mm fixing centres

Mounting boxes

- Flush metal: 35mm SB695, 56mm SB1590



ROUND PIN SOCKET OUTLET

LIST NO	DESCRIPTION	CARTON QTY
VX9900	15A switched socket	10
VX9901	2A 3 pin socket	10
VX1904	16A 2 pin socket (for export only)	10
VX1906	16A 2 pin switched socket (for export only)	10
VX1907	16A 2 pin twin switched socket (for export only)	5

- BS546 (VX9900,VX9901), BS5733

Dimensions

- 1 gang: 85mmx85mm with 60.3mm fixing centres
- 2 gang: 145mmx85mm with 120.6mm fixing centres

Mounting boxes

Surface moulded: VX9409. Flush metal: SB655



13A FUSED CONNECTION UNITS WITH OPTIONAL FLEX OUTLET

LIST NO	DESCRIPTION	CARTON QTY
VX1080	DP switched	10
VX1081	DP switched with neon	10
VX1090	Unswitched	10
VX1091	Unswitched with neon	10

- BS1363
- Terminals suitable for up to 3x2.5mm² or 2x4mm² conductors
- Fitted with knockout position at bottom edge of plate
- Cord outlet suitable for flexible cord up to 10mm² diameter

Dimensions

85mmx85mm with 60.3mm fixing centres

Mounting boxes

Surface moulded: VX9409. Flush metal: 1 gang SB655



FUSED CONNECTION UNIT MARKING SERVICE EXAMPLES

LIST NO	MARKING	LIST NO	MARKING
VX1080BO	BOILER	VX1080HT	HEATING
VX1080HD	EXTRACTOR HOOD	VX1080MW	MICROWAVE
VX1080DV	DISH WASHER	VX1080TD	TUMBLE DRYER
VX1080EF	EXTRACTOR FAN	VX1080WD	WASTE DISPOSAL
VX1080FR	FRIDGE	VX1080WDR	WASHER DRYER
VX1080FZ	FREEZER	VX1080WM	WASHING MACHINE
VX1080FF	FRIDGE FREEZER	VX1080WH	WATER HEATER
VX1080HB	HOB		

Marking to customer specification also available
Carton Quantity 10



6A THREE POLE CONTROL SWITCH

LIST NO	DESCRIPTION	CARTON QTY
VX1013	3 pole isolating switch marked with isolator and fan symbol	10

- BS3676, BS EN 60947-3
- 250V only

Dimensions

85mmx85mm with 60.3mm fixing centres

Mounting boxes

Surface moulded: VX9404

Flush metal: 1 gang SB623



20A DP CONTROL SWITCHES WITH OPTIONAL FLEX OUTLET

LIST NO	DESCRIPTION	CARTON QTY
VX1070	DP switch	10
VX1070WH	DP switch marked 'Water Heater'	10
VX1060	DP switch with neon	10
VX1060WH	DP switch with neon marked 'Water Heater'	10

- BS EN 60669-1
- Terminals suitable for 3x2.5mm² or 2x4mm² conductors
- Fitted with knockout position at bottom edge of plate
- Cord outlet suitable for flexible cord up to 10mm²

Dimensions

85mmx85mm with 60.3mm fixing centres

Mounting boxes

Surface moulded: VX9409

Flush metal: SB655



20A DP CONTROL SWITCH MARKING SERVICE

The following markings are available as standard by adding the appropriate suffix to the list number, eg VX1060**AC**:

AIR CONDITIONING – **AC**

HEATING – **HE**

HEATER – **HT**

WATER HEATER – **WH**

WASHING MACHINE – **WM**

Markings to customer specification also available



20A BATH/SINK SWITCH

LIST NO	DESCRIPTION	CARTON QTY
VX5207	20A bath/sink switch with neon	10
VX5208	20A bath/sink switch	10

- BS 3676



CHIMES AND BELLPUSHES

LIST NO	DESCRIPTION	CARTON QTY
CA1075	2 Note Chime with Integral Transformer	1
CA1076	2 Note Chime	1
CA2001	Bell Push	1
CA2001L	Illuminated Bell Push	1

Chime:

- 8V~
- Max 85 dB/A

Dimensions

169mmx104mmx49mm

Bellpush:

- Max 24V

Dimensions

65mmx25mmx20mm

Fixing screws not supplied



45A DP CONTROL SWITCHES

LIST NO	DESCRIPTION	CARTON QTY
VX9712	45A DP switch with neon	1
VX9713	45A DP switch	1
VX9702	45A DP switch with neon (large plate)	1
VX9703	45A DP switch (large plate)	1

- BS EN 60669-1
- Terminals suitable for up to 1x16mm² cable

Dimensions

- 1 gang: 85mmx85mm with 60.3mm fixing centres
- Large plate: 85mmx145mm with 120.6mm fixing centres

Mounting boxes

- Surface moulded: 1 gang VX9405; large plate VX9416
- Flush metal: 1 gang SB618; large plate SB628

- The following markings are available, add the appropriate suffix to the list number, eg VX9712**CK**

COOKER – **CK**

SHOWER – **SH**

AIR CONDITIONING – **AC**



45A COOKER CONTROL UNITS

LIST NO	DESCRIPTION	CARTON QTY
VX9700	45A cooker control unit with 13A switch socket & neon indicators	1
VX9701	45A cooker control unit with 13A switch socket	1

- BS4177, BS1363
- Terminals suitable for up to 1x16mm² cable
- Double pole switching on both 45A & 13A circuits
- 2 earth terminals

Dimensions

- 145mmx85mm with 120.6mm fixing centres

Mounting boxes

- Surface moulded: VX9416
- Flush metal: SB628



COOKER OUTLET PLATE

LIST NO	DESCRIPTION	CARTON QTY
VX9704	Cooker outlet plate with pillar terminals	10


- BS5733

Dimensions

- 85mmx85mm with 60.3mm fixing centres

Mounting boxes

- Surface moulded: VX9405
- Flush metal: SB615



13A FLEX OUTLET PLATE

LIST NO	DESCRIPTION	CARTON QTY
VX9990	Flex outlet plate with pillar type terminals	10

- BS5733 where applicable
- Suitable for flex up to 10mm²
- Terminals suitable for up to 3x2.5mm² conductors

Dimensions

85mmx85mm with 60.3mm fixing centres

Mounting boxes

Surface moulded: VX9409

Flush metal: SB655



DUAL VOLTAGE SHAVER UNIT

LIST NO	DESCRIPTION	CARTON QTY
VX9800	20VA dual voltage shaver unit	1

- BSEN 61558
- Suitable for bathrooms when installed in accordance with IEE regulations
- 2 socket outlet, with safety shutters, clearly marked 115V or 230V
- Accepts British, Continental or American shaver plugs
- Double wound safety isolating transformer with overload protection
- Terminal suitable for 2x2.5mm² conductors


Dimensions

85mmx145mm with 120.6mm fixing centres

Mounting boxes

Surface moulded: VX9410

Flush metal: SB628



20A DUAL VOLTAGE SHAVER LIGHT UNIT

LIST NO	DESCRIPTION	CARTON QTY
VT7066	115/230V 20VA dual voltage shaver unit	1

- BSEN60598
- Socket outlet, with safety shutters
- Switching facility to change between 115V and 230V
- Pull cord switch for operation of 60W lamp
- Accepts British, Continental or American shaver plugs
- Automatic cut-out and reset protects against overload

Dimensions

438mmx72mm



50A DP CEILING SWITCHES

LIST NO	DESCRIPTION	CARTON QTY
VX9706	50A DP ceiling switch with neon and mechanical 'off' indicator	5

- BS EN 60669-1
- Double pole switching
- 60.3mm fixing centres
- Pillar terminals suitable for all cables up to 10mm²
- For ease of wiring, 2 earth terminals are fitted

Mounting box

Surface moulded: VX9405



BLANKING PLATES

LIST NO	DESCRIPTION	CARTON QTY
VX9991	1 gang blanking plate	10
VX9996	2 gang blanking plate	5

- BS5733 where applicable

Dimensions

- 1 gang: 85mmx85mm with 60.3mm fixing centres
- 2 gang: 145mmx85mm with 120.6mm fixing centres



13A PLUGS

LIST NO	DESCRIPTION	CARTON QTY
VX1307	White Nylon plug	20
VX1307BK	Black Nylon plug	20

- BS1363/A
- Fused 13A with ASTA approved BS1362 fuse



ROUND PIN PLUGS

LIST NO	DESCRIPTION	CARTON QTY
VX1302	2A round pin plug	10
VX0030	5A round pin plug	10
VX0042	15A round pin plug	10

- ASTA approved to BS1363/A or BS546



ADAPTORS

LIST NO	DESCRIPTION	CARTON QTY
VX1390	13A 3 way fused adaptor	10
VX0580	13A shaver adaptor fused at 1A	10

- BS1363 & BS5733
- All pin apertures are spring shuttered
- Fused adaptors are fitted with ASTA approved fuses and are designed to allow the fuse to be changed without dismantling
- The fused 1A shaver adaptor can be used with British & Continental 2 pin shaver plugs

The comprehensive Volex Communication range offers a flexible solution to a variety of communication requirements and includes a wide range of coaxial, data and audio modules.





TELEPHONE OUTLETS

LIST NO	DESCRIPTION	CARTON QTY
VX9974	Master	10
VX9984	Secondary	10

Dimensions

86mmx86mm with 60.3mm fixing centres

Mounting boxes

Surface moulded: VX9404

Flush metal: SB655



RJ11 TELEPHONE OUTLETS

LIST NO	DESCRIPTION	CARTON QTY
VX9986	RJ11 outlet	10

Dimensions

86mmx86mm with 60.3mm fixing centres

Mounting boxes

Surface moulded: VX9404

Flush metal: SB655



COAXIAL OUTLETS

LIST NO	DESCRIPTION	CARTON QTY
VX9992	1 gang, non-isolated	10
VX9993	2 gang, non-isolated	10
VX9982	1 gang, isolated	10

- BS3041 where applicable


Dimensions

85mmx85mm with 60.3mm fixing centres

Mounting boxes

Surface moulded: VX9409

Flush metal: SB655



MOULDED MOUNTING PLATES

LIST NO	DESCRIPTION	CARTON QTY
VX9062	2 module mounting plate	10
VX9064	4 module mounting plate	10

Mounting boxes

Surface moulded: 1 gang VX9405 2 gang VX9416

Flush metal: 1 gang SB615 2 gang SB625



RAISED DECORATIVE MOUNTING PLATES

1 Gang 1 Module

LIST NO	DESCRIPTION	CARTON QTY
VX9061RBN	Black Nickel-Black Insert	1
VX9061RBB	Brushed Brass-White Insert	1
VX9061APC	Angled polished chrome-Black Insert	1

1 Gang 2 Module

LIST NO	DESCRIPTION	CARTON QTY
VX9062SS	Stainless Steel-White Insert	1
VX9062PS	Polished Steel-White Insert	1
VX9062RBN	Black Nickel-Black Insert	1
VX9062RBB	Brushed Brass-White Insert	1
VX9062APC	Angled polished chrome-Black Insert	1

2 Gang 4 Module

LIST NO	DESCRIPTION	CARTON QTY
VX9064SS	Stainless Steel-White Insert	1
VX9064PS	Polished Steel-White Insert	1



FLATPLATE DECORATIVE MOUNTING PLATES

1 Gang 1 Module

LIST NO	DESCRIPTION	CARTON QTY
VX3061SS	Stainless Steel-White Insert	1
VX3061PS	Polished Steel-White Insert	1
VX3061BN	Black Nickel-Black Insert	1
VX3061BB	Brushed Brass-White Insert	1
VX3061PBWH	Polished Brass-White Insert	1

1 Gang 2 Module

LIST NO	DESCRIPTION	CARTON QTY
VX3062SS	Stainless Steel-White Insert	1
VX3062PS	Polished Steel-White Insert	1
VX3062BN	Black Nickel-Black Insert	1
VX3062BB	Brushed Brass-White Insert	1
VX3062PBWH	Polished Brass-White Insert	1





WHITE DATA & COMMUNICATION MODULES

LIST NO	DESCRIPTION	CARTON QTY
VX9969	2 module Quadplexer (1xTV, 1xFM, 2xSky)	10
VX9970	2 module plate 4 binding posts	10
VX9972	1 module plate 2 binding posts	10
VX9973	3 module Multimode (1xTV, 1xFM, 2xSky plus 1xFM Return)	10
VX9976	1 module RJ11/12	10
VX9977	2 module Diplexer (1xTV, 1xFM)	10
VX9978	1 Module Single screened TV outlet	10
VX9979	1 module Single non screened TV outlet	10
VX9980	1 module Telephone Master	10
VX9981	1 module Telephone Secondary	10
VX9987	2 module Triplexer (1xTV, 1xFM, 1xSky)	10
VX9988	1 module RJ45 Outlet - category 5e	10
VX9989	1 module Satellite outlet	10
VX6080	Half module Blank	10
VX6081	One module Blank	10
VX6082	Two module Blank	10

Dimensions

- 1 module - 25mmx25mm
- 2 module - 25mmx50mm
- 3 module - 25mmx75mm

BLACK DATA & COMMUNICATION MODULES

LIST NO	DESCRIPTION	CARTON QTY
VX9976BK	1 module RJ11/12	10
VX9978BK	1 module Single screened TV outlet	10
VX9979BK	1 module Single non screened TV outlet	10
VX9980BK	1 module Telephone Master	10
VX9981BK	1 module Telephone Secondary	10
VX9987BK	2 module Triplexer (1xTV, 1xFM, 1xSky)	10
VX9988BK	1 module RJ45 Outlet - category 5e	10
VX9989BK	1 module Satellite outlet	10
VX6080BK	Half module Blank	10
VX6081BK	One module Blank	10

Dimensions

- 1 module - 25mmx25mm
- 2 module - 25mmx50mm

Voilex offer a complete range of quality ceiling accessories to suit every installation including a range of safety ceiling accessories and a compact fluorescent lampholder which provides the ideal solution to the energy efficient lighting requirements detailed in the Building Regulations.





VX6677

VX6678

PENDANT SETS

LIST NO	DESCRIPTION	CARTON QTY
VX6677	Pendant fitting (VX9074 & VX1/T2) 6" HR flex, T2 rating	25
VX6678	Pendant fitting (VX9074 & VX1/T2) 9" HR flex, T2 rating	25

- Ceiling rose manufactured to BS67
- Lampholders manufactured to BS5042
- Heat resistant, 2 core, 0.75mm² PVC flexible cable



VX6681

LOW ENERGY PENDANT SET

LIST NO	DESCRIPTION	CARTON QTY
VX6681	10-13W and 18W 6" Pendant set with compact Fluorescent Lampholder	1

- 42mm diameter Lampholder
- Accepts G24 4 pin lamp (not supplied)



VX6850

SAFETY PENDANT SET

LIST NO	DESCRIPTION	CARTON QTY
VX6850	6" cord (VX9074 & VX0850)	10

- Supplied with appropriate length of heat resistant 0.75mm² twin core circular cord to BS 6141 for service loads up to 2.5kg




VX9215

VX9215HO

STRAIGHT BATTEN LAMP HOLDERS, WITH INTEGRAL TERMINAL BLOCK

LIST NO	DESCRIPTION	CARTON QTY
VX9215	Heat resistant, 3 terminals & earth, short skirt, T2 rating	10
VX9215HO	Heat resistant, 3 terminals & earth, home office skirt, T2 rating	10

- BS EN 61184, T2 Rating
- In-line integral terminal block: 3 live, 2 switch, 3 neutral
- Each terminal accepts up to 1.5mm² cable
- Separate earth terminal with 6.0mm² capacity
- 3 sets of knockouts
- Fitted with heat resistant tails




VX0850

VX0851

SAFETY LAMP HOLDERS

LIST NO	DESCRIPTION	CARTON QTY
VX0850	Safety pendant lampholder	20
VX0851	Safety batten lampholder	1

- BS EN 61184 where applicable, T2 rating
- Fixed terminals on pendant lampholder accept 1.0m cable
- Batten lampholder has terminals for live, neutral, loop in and protective earth
- Fixed terminal strip on batten lampholder accepts 1.5m cable
- Home Office shield supplied with the safety batten lampholder
- 'Wipe clean' contacts avoid seizure to pins making for safe and easy lamp replacement



STRAIGHT BATTEN LAMPHOLDERS

LIST NO	DESCRIPTION	CARTON QTY
VX0205	Heat resistant, 3 terminals, short skirt, T2 rating	10
VX0205HO	Heat resistant, 3 terminals, home office skirt, T2 rating	10

- BS EN 61184, T2 Rating
- Direct wiring to lampholder for VX0205 series
- 50.8mm fixing centres



ANGLED BATTEN LAMPHOLDERS

LIST NO	DESCRIPTION	CARTON QTY
VX0208HO	Heat resistant, 3 terminals, home office skirt, T2 rating	10
VX0218HO	Heat resistant, 3 terminals & earth, home office skirt, T2 rating	10


- BS EN 61184, T2 Rating
- VX0208HO – Direct wiring to lampholder
- VX0218HO – Separate 4 way terminal block with lampholder tails and integral backplate
- 50.8mm fixing centres



PENDANT LAMPHOLDERS

LIST NO	DESCRIPTION	CARTON QTY
VX1/T2	Cord grip lampholder; heat resistant, short skirt, spring plungers, T2 rating	20
VX1/T2HO	Cord grip lampholder; heat resistant, home office skirt, spring plungers, T2 rating	10
VX4522	1/2" screwed entry double pole switched lampholder	20

- BS EN 61184, T2 Rating
- All unswitched lampholders have one-piece thermoplastic construction of interior
- Switched lampholder has metal interior
- Non-rising terminals, ensuring that cables are not disturbed when the lamp is changed
- Non-stick skirt and cap



CEILING ROSES

LIST NO	DESCRIPTION	CARTON QTY
VX9074	3 terminals & earth	10

- BS67
- In-line integral terminal block: 3 live, 2 switch, 3 neutral
- Each terminal accepts up to 1.5mm² cable
- Separate earth terminal with 6.0mm² capacity
- 3 sets of knockouts
- 3 fixing holes at 50.8mm centres



6A CEILING SWITCHES

LIST NO	DESCRIPTION	CARTON QTY
VX9001	1 way, 6A ceiling switch	10
VX9002	2 way, 6A ceiling switch	10

- BS EN 60669-1
- Supplied with pull cord
- 50.8mm fixing centres



50A DP CEILING SWITCH

LIST NO	DESCRIPTION	CARTON QTY
VX9706	DP ceiling switch with neon & mechanical 'off' indicator	5

- BS EN 60669-1
- Terminal suitable for all cables up to 10mm²
- 60.3mm fixing centres
- Pillar terminals suitable for all cables up to 10mm²
- For ease of wiring, 2 earth terminals are fitted

Mounting boxes

For use with surface box VX9405



JUNCTION BOXES


LIST NO	DESCRIPTION	CARTON QTY
VX9023BK	30A, 3 terminals, black	10
VX9023	30A, 3 terminals, white	10
VX9029BK	20A, 4 terminals, black	10
VX9029	20A, 4 terminals, white	10

- BS6220
- The selective entry shutters on the cover close any entry slots not in use
- Symbols clearly show which entries are open and closed
- Slotted pillar terminals accept up to 4x4mm² (30A) or 4x1.5mm² (20A) twin & earth cables



MOUNTING BLOCKS


LIST NO	DESCRIPTION	CARTON QTY
VX20/2	2 terminal	20



ANCILLARY ITEMS


LIST NO	DESCRIPTION	CARTON QTY
VX0009	Shade ring	100
VX0010	Short skirt	50
VX0011	Home office skirt	50
VX0018	Break ring	50

A comprehensive range of PVC and Urea surface mounted boxes are available for Volex accessories.



This unique Volex conversion unit provides a simple method of converting a single flush mounted accessory into a slim surface mounted 3 gang unit.





SURFACE MOUNTING BOXES

1 Gang

LIST NO	DESCRIPTION	CARTON QTY
VX9401	1 gang architrave moulded, 19mm deep	10
VX9404	1 gang moulded, 20mm deep with earth terminal	10
VX9409	1 gang moulded, 29mm deep	10
VX9405	1 gang moulded, 42mm deep	10

- BS5733



SURFACE MOUNTING BOXES

2 Gang

LIST NO	DESCRIPTION	CARTON QTY
VX9402	2 gang architrave moulded, 19mm deep	10
VX9412	2 gang moulded, 20mm deep with earth terminal	10
VX9414	2 gang moulded, 29mm deep	5
VX9415	2 gang moulded dual, 29mm deep	5
VX9417	2 gang moulded, 32mm deep	5
VX9416	2 gang moulded, 35mm deep with cable clamp	10
VX9410	2 gang moulded, 47mm deep with cable clamp	5

- BS5733




SURFACE MOUNTING BOXES

3 Gang

LIST NO	DESCRIPTION	CARTON QTY
VX9403	3 gang moulded, 29mm deep	5

- BS5733




CONVERSION PATTRESSES

LIST NO	DESCRIPTION	CARTON QTY
VX9406	2 gang socket conversion pattress, 20mm deep	5
VX9143	3 gang socket conversion pattress, 20mm deep	5

- This unique range provides the ideal method to convert a flush mounted 1 gang socket to a slim surface mounted 2 or 3 gang version





The Volex grid switch system enhances an already comprehensive range of electrical accessories. Offering versatility and style, Volex grid is available in a choice of finishes that can be flush or surface mounted. Switches have silver alloy contacts for prolonged life and low contact resistance and are designed to minimise arc flash and prevent front access to live parts.



10AX SWITCHES - MOULDED ROCKER

LIST NO	DESCRIPTION	CARTON QTY
VG3430	10AX 1 way SP	6
VG3530	10AX 2 way SP	6
VG3489	10AX Retractive	6
VG3490	10AX Retractive - bell symbol	6
VG3490/1	10AX Retractive - fan symbol	6


- BS EN 60669-1
- Fully rated for fluorescent and inductive loads.
- Retractive switches can be wired for normally open (N/O) or normally closed (N/C) circuits.



20AX SWITCHES - MOULDED ROCKER

LIST NO	DESCRIPTION	CARTON QTY
VG3450	1 way	6
VG3451	1 way complete with key	6
VG3460	DP	6
VG3461	DP complete with key	6
VG3461ELT	DP complete with key marked 'Emergency light test'	6
VG3469	DP marked 'ON'	6
VG3535	Intermediate	6
VG3550	2 way	6
VG3551	2 way complete with key	6
VG3552	2 way and off	6
VG3940	Spare key	6


- BS EN 60669-1
- Fully rated for fluorescent and inductive loads (except List No.VG3552).



ANCILLARY ITEMS - MOULDED

LIST NO	DESCRIPTION	CARTON QTY
VG3435	Cord outlet - 10mm diameter aperture, complete with earthing terminal and cable clamp	6
VG3436	Fuse unit fitted with 13A ASTA certified fuse link	6
VG3491	Indicator - Red	6
VG3492	Blanking component	6
VG3493	Indicator - Green	6
VG3494	Indicator - Amber	6

- BS 5733 (Where Applicable)



GRIDS COMPLETE WITH EARTH TERMINAL

LIST NO	DESCRIPTION	CARTON QTY
VG3901	1 gang	20
VG3902	2 gang	20
VG3903	3 gang	10
VG3904	4 gang	10

Dimensions

1-2 gang 81mmx58mm

3-4 gang 141mmx58mm

When required for surface mounting assemblies, the fixing ears should be removed or bent downwards at 90°.



20AX DOUBLE POLE SWITCH MARKINGS

LIST NO	MARKING	CARTON QTY	LIST NO	MARKING	CARTON QTY
VG3460BO	BOILER	6	VG3460HT	HEATING SYSTEM	6
VG3460HD	COOKER HOOD	6	VG3460MW	MICROWAVE	6
VG3460DW	DISHWASHER	6	VG3460TD	TUMBLE DRYER	6
VG3460EF	EXTRACTOR FAN	6	VG3460WD	WASTE DISPOSAL	6
VG3460FR	FRIDGE	6	VG3460WDR	WASHER DRYER	6
VG3460FZ	FREEZER	6	VG3460WM	WASHING MACHINE	6
VG3460FF	FRIDGE FREEZER	6	VG3460WA	WATER HEATER	6
VG3460HB	HOB	6			

Marking to customer specification also available




FLUSH WHITE PLATES

LIST NO	DESCRIPTION	CARTON QTY
VG3571	1 gang white moulded	20
VG3572	2 gang white moulded	20
VG3573	3 gang white moulded	10
VG3574	4 gang white moulded	10
VG3576	6 gang white moulded	1
VG3578WH	8 gang white metal	1
VG3570WH	12 gang white metal	1

Dimensions

1-2 gang 86mmx86mm	6-8 gang 147mmx147mm
3-4 gang 146mmx86mm	12 gang 147mmx207mm




FLUSH METAL PLATES

LIST NO	DESCRIPTION	CARTON QTY
VG3571 __	1 gang	20
VG3572 __	2 gang	20
VG3573 __	3 gang	20
VG3574 __	4 gang	20
VG3576 __	6 gang	1
VG3578 __	8 gang	1
VG3579 __	9 gang	1
VG3570 __	12 gang	1

Dimensions

1-2 gang 86mmx86mm	6-8 gang 147mmx147mm
3-4 gang 146mmx86mm	9-12 gang 147mmx207mm
add suffix PS (Polished Steel) SS (Stainless Steel)	



SURFACE METALCLAD PLATES

LIST NO	DESCRIPTION	CARTON QTY
VG3581SG	1 gang	20
VG3582SG	2 gang	20
VG3583SG	3 gang	10
VG3584SG	4 gang	10
VG3586SG	6 gang	1
VG3588SG	8 gang	1

Dimensions

1-2 gang 77mmx77mm
3-4 gang 137mmx77mm
6-8 gang 137mmx137mm



BOXES

LIST NO	DESCRIPTION	CARTON QTY
VG3201SG	1 and 2 gang surface or flush	10
VG3203SG	3 and 4 gang surface or flush	5
VG3206SG	6 and 8 gang surface or flush	1
VG3209SG	12 gang surface or flush	1


Dimensions

1-2 gang 73mmx73x40mm	3-4 gang 133mmx73mmx40mm
6-8 gang 133mmx133mmx40mm	12 gang 133mmx194mmx40mm


20mm knock-outs in 1 and 2 gang box.

20mm and 25mm knock-outs in 3-12 gang boxes.

Available in Brushed Steel, Polished Steel, Black Nickel, Brushed Brass and Satin Brass finishes, the Volex metal plate range allows specification of a co-ordinated and comprehensive range of wiring accessories.




Stainless Steel
Curved Edge




Polished Stainless Steel
Curved Edge




Satin Brass
Curved Edge




Black Nickel
Round Edge



Brushed Brass
Round Edge



Polished Chrome
Angled Edge



10AX SWITCHES


LIST NO	DESCRIPTION	CARTON QTY
VX1010 _ _	1 gang 1 way switch	10
VX1020 _ _	1 gang 2 way switch	10
VX1030 _ _	1 gang intermediate switch	10
VX1040 _ _	2 gang 2 way switch	10
VX1050 _ _	3 gang 2 way switch	10
VX1054 _ _	4 gang 2 way switch	5

- BS EN 60669-1
- Terminals suitable for 4x1.0mm², 3x1.5mm² or 1x2.5mm² conductors
- Fully rated at 10AX for fluorescent loads



10AX TOGGLE SWITCHES

LIST NO	DESCRIPTION	CARTON QTY
VX1120 _ *	1 gang 1 way	1
VX1140 _ *	2 gang 2 way	1
VX1150 _ *	3 gang 2 way	1
VX1130 _ *	Intermediate	1



DIMMERS

LIST NO	DESCRIPTION	CARTON QTY
VX0250 _ PU	1 gang 250W Dimmer	5
VX0252 _ PU	2 gang 250W Dimmer	5
VX0400 _ PU	1 gang 400W Dimmer	5
VX0402 _ PU	2 gang 400W Dimmer	5
VX0253 _ PU*	3 gang 250W Dimmer	1
VX0254 _ PU*	4 gang 250W Dimmer	1
VX0400LV _ *	1 gang 400W Low Voltage Dimmer	1
VX0252LV _ *	2 gang 250W Low Voltage Dimmer	1
VX0253LV _ *	3 gang 250W Low Voltage Dimmer	1
VX0500TD _ *	500W Touch Dimmer	1
VX0400TRD _ *	400W Touch/Remote Dimmer	1



FAN ISOLATOR

LIST NO	DESCRIPTION	CARTON QTY
VX1013 _ _	Triple Pole Fan Isolator	10

- BS EN 60669-1, BS EN 60947-3
- Terminals suitable for 4x1.0mm², 3x1.5mm² or 1x2.5mm² conductors



20A DP SWITCHES

LIST NO	DESCRIPTION	CARTON QTY
VX1060 _ _	Switch with neon	10
VX1060F _ **	Switch with neon, flex outlet & cord grip	10
VX1060WH _ **	Switch with neon, marked 'Water Heater'	10
VX1060WHF _ **	Switch with neon, flex outlet & cord grip, marked 'Water Heater'	10
VX1070 _ **	Switch	10
VX1070F _ **	Switch with flex outlet & cord grip	10

- BS EN 60669-1
- Terminals suitable for 3x2.5mm² or 2x4.0mm² conductors

Metal plate accessories are available in the following finishes: **SS** - Brushed Stainless Steel; **SB** - Satin Brass; **PS** - Polished Stainless Steel; **APC** - Angled Polished Chrome; **RBB** - Round Edge Brushed Brass; **RBN** - Round Edge Black Nickel. Indicate the finish you require by adding the suffix to the list number, eg VX1080SS

* Only available in Black Nickel, Brushed Brass and Polished Chrome

** Only available in Stainless Steel and Polished Steel


Technical detail - page 66



13A FUSED CONNECTION UNITS

LIST NO	DESCRIPTION	CARTON QTY
VX1080 _ _	DP switched	10
VX1080F _ _*	DP switched with flex outlet & cord grip	10
VX1081 _ _	DP switched with neon	10
VX1081F _ _*	DP switched with neon, flex outlet & cord grip	10
VX1090 _ _	Unswitched	10
VX1090F _ _*	Unswitched with flex outlet & cord grip	10

- BS1363
- Terminals suitable for 3x2.5mm² or 2x4.0mm² conductor



13A SOCKET OUTLETS

LIST NO	DESCRIPTION	CARTON QTY
VX9100 _ _*	1 gang unswitched socket	10
VX9200 _ _*	2 gang unswitched socket	5
VX1300 _ _*	1 gang SP switched socket	10
VX1300/D _ _*	1 gang DP switched socket	10
VX1500 _ _*	2 gang SP switched socket	5
VX1500/D _ _*	2 gang DP switched socket	5
VX1400 _ _*	1 gang SP switched socket with neon	10
VX1600 _ _*	2 gang SP switched socket with neon	5

- BS1363
- Terminals suitable for up to 3x2.5mm² or 2x4.0mm² conductors
- 2 gang DP sockets come with twin earth as standard



ROUND PIN SOCKET OUTLETS


LIST NO	DESCRIPTION	CARTON QTY
VX9900 _ _*	15A switched socket, 1 gang, SP	10
VX9905 _ _	5A switched socket, 1 gang, SP	10
VX9901 _ _*	2A 3 pin socket	10

- BS546



45A DP CONTROL SWITCHES

LIST NO	DESCRIPTION	CARTON QTY
VX9712* _ _	1 gang 45A DP Switch with neon	1
VX9713 _ _	1 gang 45A DP Switch	1
VX9702 _ _*	2 gang 45A DP Switch with neon	1
VX9703 _ _	2 gang 45A DP Switch	1



45A COOKER CONTROL UNIT

LIST NO	DESCRIPTION	CARTON QTY
VX9701 _ _*	Cooker Control Unit	1
VX9700 _ _	Cooker Control Unit with neon	1

- BS4177, BS1363
- Terminals suitable for up to 1x16mm² conductors

Metal plate accessories are available in the following finishes: **SS** - Brushed Stainless Steel; **SB** - Satin Brass; **PS** - Polished Stainless Steel; **APC** - Angled Polished Chrome; **RBB** - Round Edge Brushed Brass; **RBN** - Round Edge Black Nickel. Indicate the finish you require by adding the suffix to the list number, eg VX1080**SS**

* Only available in Black Nickel, Brushed Brass and Polished Chrome

** Only available in Stainless Steel and Polished Steel



SHAVER SOCKET

LIST NO	DESCRIPTION	CARTON QTY
VX9800 __	Dual Voltage Shaver Unit	1

- BSEN61558
- Terminals suitable for up to 2x2.5mm² conductors



TELEPHONE OUTLETS

LIST NO	DESCRIPTION	CARTON QTY
VX9974 __	Telephone master socket	10
VX9984 __	Telephone secondary socket	10



COAXIAL OUTLETS

LIST NO	DESCRIPTION	CARTON QTY
VX9992 __	1 gang, non-isolated	10
VX9993 __	2 gang, non-isolated	10



MOUNTING PLATES

LIST NO	DESCRIPTION	CARTON QTY
VX9061 __ *	1 module mounting plate	1
VX9062 __	2 module mounting plate	5
VX9064 __ **	4 module mounting plate	5

- Refer to page 17 for compatible modules



BLANKING PLATES

LIST NO	DESCRIPTION	CARTON QTY
VX9991 __	1 gang	10
VX9996 __	2 gang	5

Metal plate accessories are available in the following finishes: **SS** - Brushed Stainless Steel; **SB** - Satin Brass; **PS** - Polished Stainless Steel **APC** - Angled Polished Chrome; **RBB** - Round Edge Brushed Brass; **RBN** - Round Edge Black Nickel. Indicate the finish you require by adding the suffix to the list number, eg VX1080**SS**

* Only available in Black Nickel, Brushed Brass and Polished Chrome

** Only available in Stainless Steel and Polished Steel

Technical detail - page 66

STANDARD RAISED

**10AX SWITCHES**

1G 1 Way Switch 10A	VX1010PS	VX1010SS	VX1010SB
1G 2 Way Switch 10A	VX1020PS	VX1020SS	VX1020SB
2G 2 Way Switch 10A	VX1040PS	VX1040SS	VX1040SB
3G 2 Way Switch 10A	VX1050PS	VX1050SS	VX1050SB
4G 2 Way Switch 10A	VX1054PS	VX1054SS	VX1054SB
Intermediate Switch	VX1030PS	VX1030SS	VX1030SB
Fan Isolating Switch	VX1013PS	VX1013SS	VX1013SB

TOGGLE SWITCHES

1G 2 Way Toggle Switch	-	-	-
2G 2 Way Toggle Switch	-	-	-
3G 2 Way Toggle Switch	-	-	-
Intermediate Toggle Switch	-	-	-

DIMMERS

Dimmer 2 Way Mains/LV 1x400W/400VA	-	-	-
Dimmer 2 Way Mains/LV 2x250W/250VA	-	-	-
Dimmer 2 Way Mains/LV 3x250W/250VA	-	-	-
1G Dimmer 2 Way Mains 1X250W	VX0250PSPU	VX0250SSPU	VX0250SBPU
1G Dimmer 2 Way Mains 1X400W	VX0400PSPU	VX0400SSPU	VX0400SBPU
2G Dimmer 2 Way Mains 2X250W	VX0252PSPU	VX0252SSPU	VX0252SBPU
3G Dimmer 2 Way Mains 3X250W	-	-	-
4G Dimmer 2 Way Mains 4X250W	-	-	-
Touch Dimmer 1 Way 1X500W/500VA	-	-	-
Touch/Remote Dimmer 1 Way 1X400W	-	-	-

SOCKET OUTLETS

13A 1G Switched Socket Outlet SP	VX1300PS	VX1300SS	VX1300SB
13A 2G Switched Socket Outlet SP	VX1500PS	VX1500SS	VX1500SB
13A 1G Switched Socket Outlet DP	VX1300PS/D	VX1300SS/D	VX1300SB/D
13A 2G Switched Socket Outlet DP	VX1500PS/D	VX1500SS/D	VX1500SB/D
5A Switched Socket Outlet SP	VX9905PS	VX9905SS	-

FUSED CONNECTION UNITS

Unswitched Fused Connection Unit 13A	VX1090PS	VX1090SS	VX1090SB
Switched Fused Connection Unit 13A	VX1080PS	VX1080SS	VX1080SB
Switched Fused Connection Unit 13A & Neon	VX1081PS	VX1081SS	VX1081SB

CONTROL SWITCHES

1G DP 20A Switch	VX1070PS	VX1070SS	VX1070SB
1G DP 20A Switch With Neon	VX1060PS	VX1060SS	VX1060SB
Cooker Switch 1G Plate 45A	VX9713PS	VX9713SS	VX9713SB
Cooker Switch 2G Plate 45A	VX9703PS	VX9703SS	VX9703SB
Cooker Control Unit + Neon & 13A Socket 45A	VX9700PS	VX9700SS	VX9700SB
Shaver Dual Voltage 230V/115V	VX9800PS	VX9800SS	VX9800SB

DATA & COMMUNICATIONS

Telephone Master Socket	VX9974PS	VX9974SS	VX9974SB
Telephone Secondary Socket	VX9984PS	VX9984SS	VX9984SB
Co-Axial TV Socket	VX9992PS	VX9992SS	VX9992SB
Twin TV Co-Axial Socket	VX9993PS	VX9993SS	VX9993SB
1 gang 1 Module Communication Plate	-	-	-
1 gang 2 Module Communication Plate	VX9062PS	VX9062SS	VX9062SB
2 gang 4 Module Communication Plate	VX9064PS	VX9064SS	VX9064SB
Blanking Plate 1 Gang	VX9991PS	VX9991SS	VX9991SB
Blanking Plate 2 Gang	VX9996PS	VX9996SS	VX9996SB

Note: PS, SS and SB Products are available with Black Inserts - Add **BK** to the List Number ie: VX1020SS**BK**. Some Black insert Products may be made to order

ROUND EDGE

ANGLED EDGE



-	-	-
VX1020RBN	VX1020RBB	VX1020APC
VX1040RBN	VX1040RBB	VX1040APC
VX1050RBN	VX1050RBB	VX1050APC
VX1054RBN	VX1054RBB	VX1054APC
VX1030RBN	VX1030RBB	VX1030APC
VX1013RBN	VX1013RBB	VX1013APC
VX1120RBN	VX1120RBB	VX1120APC
VX1140RBN	VX1140RBB	VX1140APC
VX1150RBN	VX1150RBB	VX1150APC
VX1130RBN	VX1130RBB	VX1130APC
VX0400LVRBN	VX0400LVRBB	VX0400LVAPC
VX0252LVRBN	VX0252LVRBB	VX0252LVAPC
VX0253LVRBN	VX0253LVRBB	VX0253LVAPC
-	-	-
VX0400RBNPU	VX0400RBBPU	VX0400APCPU
VX0252RBNPU	VX0252RBBPU	VX0252APCPU
VX0253RBNPU	VX0253RBBPU	VX0253APCPU
VX0254RBNPU	VX0254RBBPU	VX0254APCPU
VX0500TDRBN	VX0500TDRBB	VX0500TDAPC
VX0400TRDRBN	VX0400TRDRBB	VX0400TRDAPC
-	-	-
-	-	-
VX1300RBN/D	VX1300RBB/D	VX1300APC/D
VX1500RBN/D	VX1500RBB/D	VX1500APC/D
VX9905RBN	VX9905RBB	VX9905APC
VX1090RBN	VX1090RBB	VX1090APC
VX1080RBN	VX1080RBB	VX1080APC
VX1081RBN	VX1081RBB	VX1081APC
-	-	-
VX1060RBN	VX1060RBB	VX1060APC
VX9712RBN	VX9712RBB	VX9712APC
VX9703RBN	VX9703RBB	VX9703APC
VX9700RBN	VX9700RBB	VX9700APC
VX9800RBN	VX9800RBB	VX9800APC
VX9974RBN	VX9974RBB	VX9974APC
VX9984RBN	VX9984RBB	VX9984APC
VX9992RBN	VX9992RBB	VX9992APC
VX9993RBN	VX9993RBB	VX9993APC
VX9061RBBN	VX9061RBB	VX9061APC
VX9062RBBN	VX9062RBB	VX9062APC
-	-	-
VX9991RBN	VX9991RBB	VX9991APC
VX9996RBN	VX9996RBB	VX9996APC

The Volex Flatplate range of metal plate accessories offers a clean and slim solution with a decorative finish for residential dwellings. Products are available in Polished Chrome, Stainless Steel, Black Nickel, Brushed Brass and Polished Brass plates with a choice of white or black inserts on certain finishes.



Polished Chrome



Stainless Steel



Black Nickel



Brushed Brass



Polished Brass



10AX SWITCHES

LIST NO	DESCRIPTION	CARTON QTY
VX3010 _ _	1 gang 1 way switch	1
VX3020 _ _	1 gang 2 way switch	1
VX3030 _ _	1 gang intermediate switch	1
VX3040 _ _	2 gang 2 way switch	1
VX3050 _ _	3 gang 2 way switch	1
VX3054 _ _	4 gang 2 way switch	1

- BS EN 60669-1
- Terminals suitable for 4x1.0mm² or 3x1.5mm² conductors



TOGGLE SWITCHES

LIST NO	DESCRIPTION	CARTON QTY
VX3120 _ _	1 gang 2 way	1
VX3140 _ _	2 gang 2 way	1
VX3150 _ _	3 gang 2 way	1
VX3130 _ _	Intermediate	1

- BS EN 60669-1



DIMMERS


LIST NO	DESCRIPTION	CARTON QTY
VX3252 _ _PU	2 gang 250W Dimmer	1
VX3400 _ _PU	1 gang 400W Dimmer	1
VX3253 _ _PU	3 gang 250W Dimmer	1
VX3254 _ _PU	4 gang 250W Dimmer	1
VX3400LV _ _	1 gang 400W Low Voltage Dimmer	1
VX3252LV _ _	2 gang 250W Low Voltage Dimmer	1
VX3253LV _ _	3 gang 250W Low Voltage Dimmer	1
VX3005TDBN	Touch Dimmer 500W	1
VX3400TRDBN	Touch/Remote Dimmer 400W	1



SWITCHED SOCKETS

LIST NO	DESCRIPTION	CARTON QTY
VX3300 _ _/D	1 gang DP Switched Socket	1
VX3500 _ _/D	2 gang DP Switched Socket	1
VX3905 _ _	5A Switched Socket	1

- BS 1363
- Terminals suitable for up to 3x2.5mm² or 2x4.0mm² conductors



13A FUSED CONNECTION UNITS

LIST NO	DESCRIPTION	CARTON QTY
VX3080 _ _	DP switched	1
VX3081 _ _	DP switched with neon	1
VX3090 _ _	Unswitched	1

- BS 1363
- Terminals suitable for up to 3x2.5mm² or 2x4.0mm² conductors

Flush back boxes must be at least 5mm below the surface of the wall.

SS - Brushed Stainless Steel - White interior as standard (add **BK** suffix for Black) ie: VX3080SSBK

PS - Polished Chrome - White interior as standard (add **BK** suffix for Black) ie: VX3080PSBK

PB - Polished Brass - Black interior as standard (add **WH** suffix for White) ie: VX3080PBWH

BN - Black Nickel - Black interior as standard

BB - Brushed Brass - White interior as standard

Indicate the finish required by adding the suffix to the List Number ie: VX3500SS/D



6AX ISOLATOR

LIST NO	DESCRIPTION	CARTON QTY
VX3013 _ _	TP Fan Isolator	1

- BS EN 60669-1, BS EN 60947-3
- Terminals suitable for 4x1.0mm² or 3x1.5mm² conductors



20A SWITCH

LIST NO	DESCRIPTION	CARTON QTY
VX3060 _ _	1 gang Switch with neon	1

- BS EN 60669-1
- Terminals suitable for 3x2.5mm² or 2x4.0mm² conductors



45A SWITCH

LIST NO	DESCRIPTION	CARTON QTY
VX3712 _ _	1 gang Switch with neon	1
VX3703 _ _	2 gang Switch	1

- BS EN 60669-1
- Terminals suitable for up to 1x16mm² conductor



45A COOKER CONTROL SWITCH

LIST NO	DESCRIPTION	CARTON QTY
VX3700 _ _	Cooker Switch with neon	1

- BS 4177, BS 1363
- Terminals suitable for up to 1x16mm² conductor

Flush back boxes must be at least 5mm below the surface of the wall.

SS - Brushed Stainless Steel - White interior as standard (add **BK** suffix for Black) ie: VX3080SS**BK**

PS - Polished Chrome - White interior as standard (add **BK** suffix for Black) ie: VX3080PS**BK**

PB - Polished Brass - Black interior as standard (add **WH** suffix for White) ie: VX3080PB**WH**

BN - Black Nickel - Black interior as standard

BB - Brushed Brass - White interior as standard

Indicate the finish required by adding the suffix to the List Number ie: VX3500SS/D



SHAVER SOCKET

LIST NO	DESCRIPTION	CARTON QTY
VX3800 __	Dual Voltage Shaver Socket	1

- BSEN 61558
- Terminals suitable 2x2.5mm² conductors



TELEPHONE OUTLETS

LIST NO	DESCRIPTION	CARTON QTY
VX3974 __	Telephone Master	1
VX3984 __	Telephone Secondary	1



COAXIAL OUTLET

LIST NO	DESCRIPTION	CARTON QTY
VX3992 __	1 gang non isolated	1
VX3993 __	2 gang non isolated	1

- BS 3041 where applicable



COMMUNICATION MOUNTING PLATE

LIST NO	DESCRIPTION	CARTON QTY
VX3061 __	1 gang 1 module mounting plate	1
VX3062 __	2 gang 2 module mounting plate	1

Refer to page 17 for compatible modules



BLANKING PLATES

LIST NO	DESCRIPTION	CARTON QTY
VX3991 __	1 gang blank plate	1
VX3996 __	2 gang blank plate	1

Flush back boxes must be at least 5mm below the surface of the wall.

SS - Brushed Stainless Steel - White interior as standard (add **BK** suffix for Black) ie: VX3080SSBK



PS - Polished Chrome - White interior as standard (add **BK** suffix for Black) ie: VX3080PSBK

PB - Polished Brass - Black interior as standard (add **WH** suffix for White) ie: VX3080PBWH

BN - Black Nickel - Black interior as standard

BB - Brushed Brass - White interior as standard

Indicate the finish required by adding the suffix to the List Number ie: VX3500SS/D

**10AX SWITCHES**

1G 1 Way Switch 10A		
1G 2 Way Switch 10A	VX3020PS	VX3020SS
2G 2 Way Switch 10A	VX3040PS	VX3040SS
3G 2 Way Switch 10A	VX3050PS	VX3050SS
4G 2 Way Switch 10A	VX3054PS	VX3054SS
Intermediate Switch	VX3030PS	VX3030SS
Fan Isolating Switch	VX3013PS	VX3013SS

TOGGLE SWITCHES

1G 2 Way Toggle Switch	VX3120PS	VX3120SS
2G 2 Way Toggle Switch	VX3140PS	VX3140SS
3G 2 Way Toggle Switch	VX3150PS	VX3150SS
Intermediate Toggle Switch	VX3130PS	VX3130SS

DIMMERS

Dimmer 2 Way Mains/LV 1x400W/400VA	VX3400LVPS	VX3400LVSS
Dimmer 2 Way Mains/LV 2x250W/250VA	VX3252LVPS	VX3252LVSS
Dimmer 2 Way Mains/LV 3x250W/250VA	VX3253LVPS	VX3253LVSS
1G Dimmer 2 Way Mains 1X400W	VX3400PSPU	VX3400SSPU
2G Dimmer 2 Way Mains 2X250W	VX3252PSPU	VX3252SSPU
3G Dimmer 2 Way Mains 3X250W	VX3253PSPU	VX3253SSPU
4G Dimmer 2 Way Mains 4X250W	VX3254PSPU	VX3254SSPU
Touch Dimmer 1 Way 1X500W/500VA	VX3005TDPs	VX3005TDSS
Touch/Remote Dimmer 1 Way 1X400W	VX3400TRDPS	VX3400TRDSS

SOCKET OUTLETS

13A 1G Switched Socket Outlet DP	VX3300PS/D	VX3300SS/D
13A 2G Switched Socket Outlet DP	VX3500PS/D	VX3500SS/D
5A Switched Socket Outlet SP	VX3905PS	VX3905SS

FUSED CONNECTION UNITS

Unswitched Fused Connection Unit 13A	VX3090PS	VX3090SS
Switched Fused Connection Unit 13A	VX3080PS	VX3080SS
Switched Fused Connection Unit 13A & Neon	VX3081PS	VX3081SS

CONTROL SWITCHES


1G DP 20A Switch With Neon	VX3060PS	VX3060SS
Cooker Switch 1G Plate 45A	VX3713PS	VX3713SS
Cooker Switch 2G Plate 45A	VX3703PS	VX3703SS
Cooker Control Unit with Neon & 13A Socket 45A	VX3700PS	VX3700SS
Shaver Dual Voltage 230V/115V	VX3800PS	VX3800SS

DATA & COMMUNICATIONS

Telephone Master Socket	VX3974PS	VX3974SS
Telephone Secondary Socket	VX3984PS	VX3984SS
Co-Axial TV Socket	VX3992PS	VX3992SS
Twin TV Co-Axial Socket	VX3993PS	VX3993SS
1 gang 1 Module Communication Plate	VX3061PS	VX3061SS
1 gang 2 Module Communication Plate	VX3062PS	VX3062SS
Blanking Plate 1 Gang	VX3991PS	VX3991SS
Blanking Plate 2 Gang	VX3996PS	VX3996SS


Note: Polished Chrome and Stainless Steel Products are available with Black Inserts - Add **BK** to the List Number ie: VX3020SS**BK**.

FLAT PLATE



VX3020BN	VX3020BB	VX3020PB
VX3040BN	VX3040BB	VX3040PB
VX3050BN	VX3050BB	VX3050PB
VX3054BN	VX3054BB	VX3054PB
VX3030BN	VX3030BB	VX3030PB
VX3013BN	VX3013BB	VX3013PB
VX3120BN	VX3120BB	VX3120PB
VX3140BN	VX3140BB	VX3140PB
VX3150BN	VX3150BB	VX3150PB
VX3130BN	VX3130BB	VX3130PB
VX3400LVBN	VX3400LVBB	VX3400LVPB
VX3252LVBN	VX3252LVBB	VX3252LVPB
VX3253LVBN	VX3253LVBB	VX3253LVPB
VX3400BNPU	VX3400BBPU	VX3400PBPU
VX3252BNPU	VX3252BBPU	VX3252PBPU
VX3253BNPU	VX3253BBPU	VX3253PBPU
VX3254BNPU	VX3254BBPU	VX3254PBPU
VX3005TDBN	VX3005TDBB	VX3005TDPB
VX3400TRDBN	VX3400TRDBB	VX3400TRDPB
VX3300BN/D	VX3300BB/D	VX3300PB/D
VX3500BN/D	VX3500BB/D	VX3500PB/D
VX3905BN	VX3905BB	VX3905PB
VX3090BN	VX3090BB	VX3090PB
VX3080BN	VX3080BB	VX3080PB
VX3081BN	VX3081BB	VX3081PB
VX3060BN	VX3060BB	VX3060PB
VX3713BN	VX3713BB	VX3713PB
VX3703BN	VX3703BB	VX3703PB
VX3700BN	VX3700BB	VX3700PB
VX3800BN	VX3800BB	VX3800PB
VX3974BN	VX3974BB	VX3974PB
VX3984BN	VX3984BB	VX3984PB
VX3992BN	VX3992BB	VX3992PB
VX3993BN	VX3993BB	VX3993PB
VX3061BN	VX3061BB	VX3061PB
VX3062BN	VX3062BB	VX3062PB
VX3991BN	VX3991BB	VX3991PB
VX3996BN	VX3996BB	VX3996PB

The elegance of Georgian and the sophistication of Victorian provide two finishes to meet the needs of any residential environment. Manufactured from quality cast brass, with oven-baked lacquer coating for added protection. Volex cast brass is available fitted with black interiors as standard, white available on request.



10AX PLATE SWITCHES

LIST NO	DESCRIPTION	CARTON QTY
VB1020 __	1 gang 2 way switch	5
VB1030 __	1 gang intermediate switch	5
VB1040 __	2 gang 2 way switch	5
VB1050 __	3 gang 2 way switch	5
VB1054 __	4 gang 2 way switch	5


- BS EN 60669-1, BS3676
- Terminals suitable for 4x1mm² 2x2.5mm² or 3x1.5mm² conductors
- Fully rated at 10AX for fluorescent loads

Dimensions

- 1–3 gang: 94.6mmx94.6mm
4 gang: 154.5mmx94.6mm

Mounting boxes

Flush metal: 1–3 gang SB623; 4 gang SB665



250W DIMMERS

LIST NO	DESCRIPTION	CARTON QTY
VB0250 __PU	1 gang push on/off dimmer	10
VB0252 __PU	2 gang push on/off dimmer	5

- Complies with EMC directive
- Terminal suitable for 3x1.5mm² conductors
- Can be used 1 or 2 way
- For use with tungsten filament lamp only

Dimensions

94.6mmx94.6mm

Mounting box

Flush metal: SB655



400W DIMMERS

LIST NO	DESCRIPTION	CARTON QTY
VB0400 __PU	1 gang push on/off dimmer	5

- Complies with EMC directive
- Can be used 1 or 2 way
- For use under tungsten filament lamp only

Dimensions

94.6mmx94.6mm

Mounting box

Flush metal: SB655

Decorative Brass Accessories are available in the following finishes: GE-Georgian or VI-Victorian. Indicate the finish that you require by adding the suffix to the list number: eg. VB1020GE



20A DP SWITCHES

LIST NO	DESCRIPTION	CARTON QTY
VB1060 _ _	20A DP switch with neon	5

- BS EN 60669-1, BS3676
- Terminals suitable for 3x2.5mm² or 2x4.0mm² conductor

Dimensions

94.6mmx94.6mm

Mounting boxes

Flush metal: SB655

Flush PVC: VX8111



45A DP SWITCHES

LIST NO	DESCRIPTION	CARTON QTY
VB9702 _ _	45A DP switch with neon	5


- BS3676
- Terminals suitable for up to 1x16mm² cable

Dimensions

154.5mmx94.6mm

Mounting box

Flush metal: SB628



13A SOCKET OUTLETS

LIST NO	DESCRIPTION	CARTON QTY
VB1300 _ _	1 gang SP switched socket	5
VB1500 _ _	2 gang SP switched socket	5


- BS1363
- Terminals suitable for up to 3x2.5mm² or 2x4.0mm² conductors
- Double pole switching available. Suffix list no. -/D i.e. VB1500GE/D
- 2 gang DP sockets come with twin earth as standard

Dimensions

1 gang: 94.6mmx94.6mm, 2 gang: 154.5mmx94.6mm

Mounting boxes

Flush metal: 1 gang SB655; 2 gang SB665



13A FUSED CONNECTION UNITS

LIST NO	DESCRIPTION	CARTON QTY
VB1080 __	Switched fuse connection unit	5
VB1081 __	Switched fuse connection unit with neon	5


- BS1363
- Terminals suitable for 3x2.5mm² or 2x4.0mm² conductors

Dimensions

94.6mmx94.6mm

Mounting box

Flush metal:SB655



BLANKING PLATES

LIST NO	DESCRIPTION	CARTON QTY
VB9991 __	1 gang	5
VB9996 __	2 gang	5

Dimensions

1 gang: 94.6mmx94.6mm

2 gang: 154.5mmx94.6mm




WHITE INTERIORS

Both the Georgian and Victorian ranges are available in white
Add suffix **W** to list number, eg VB1300GE**W**

Note: Some items may be made to order with white insert

Designed for use in the industrial and commercial environment, the Volex Metalclad range is manufactured from mild steel and coated in epoxy resin. Each product is supplied complete with a mounting box in a matching finish, fitted with an earth terminal.





10AX SWITCHES

LIST NO	DESCRIPTION	CARTON QTY
VX1010SG	1 gang 1 way	5
VX1020SG	1 gang 2 way	5
VX1030SG	1 gang intermediate	5
VX1040SG	2 gang 2 way	5
VX1050SG	3 gang 2 way	5
VX1054SG	4 gang 2 way	5

- BS EN 60669-1
- Terminals suitable for 4x1.0mm², 3x1.5mm², or 2x2.5mm² conductors
- Fully rated at 10AX for fluorescent and inductive loads

Dimensions

- 1 gang 86.7mmx86.7mmx44mm
- 2 gang 143.9mmx86.7mmx44mm




20A DP CONTROL SWITCHES

LIST NO	DESCRIPTION	CARTON QTY
VX1060SG	1 gang with neon indicator	5
VX1060FSG	1 gang with neon, front flex outlet & cord grip	5
VX1070SG	1 gang	5
VX1070FSG	1 gang with front flex outlet & cord grip	5

- BS EN 60669-1
- Terminals suitable for up to 3x2.5mm² to 2x4mm² conductors
- Cord outlet, suitable for flexible cord up to 10mm²

Dimensions

- 86.7mmx86.7mmx44mm



13A SOCKET OUTLETS

LIST NO	DESCRIPTION	CARTON QTY
VX9100SG	1 gang socket	5
VX9200SG	2 gang socket	5
VX1300SG	1 gang SP switched	5
VX1500SG	2 gang SP switched	5
VX1400SG	1 gang SP switched with neon	5
VX1600SG	2 gang SP switched with neon	5

- BS1363
- Terminals suitable for 3x2.5mm² or 2x4mm² conductors
- Double pole switching available. Suffix list no. -/D i.e. VX1500SG/D
- 2 gang DP sockets come with twin earth as standard

Dimensions

- 1 gang: 86.7mmx86.7mmx44mm
- 2 gang: 143.9mmx86.7mmx44mm



13A 30mA METALCLAD RCD PROTECTED SOCKETS & FCU

LIST NO	DESCRIPTION	CARTON QTY
VT1108SG	1 gang switched RCD protected socket outlet	1
VT1208SG	2 gang switched RCD protected socket outlet	1
VT1092SG	RCD Fused Connection Unit	1

- Socket outlets to BS7288
- FCU to BS4293
- Double pole switching
- Terminals suitable for 3x2.5mm² or 2x4.0mm² conductors

Dimensions

- 1 gang: 86.7mmx86.7mmx44mm
- 2 gang: 143.9mmx86.7mmx44mm



15A ROUND PIN SWITCHES

LIST NO	DESCRIPTION	CARTON QTY
VX9900SG	Switched socket outlet	5

- BS546
- 1 gang shuttered single pole

Dimensions

- 86.7mmx86.7mmx44mm



13A FUSED CONNECTION UNITS

LIST NO	DESCRIPTION	CARTON QTY
VX1080SG	DP switched	5
VX1080SG/F	DP switched with front flex outlet & cord grip	5
VX1081SG	DP switched with neon	5
VX1081SG/F	DP switched with neon, front flex outlet & cord grip	5
VX1090SG	13A unswitched	5
VX1090FSG	13A unswitched with front flex outlet & cord grip	5
VX1091SG	13A unswitched with neon	5
VX1091FSG	13A unswitched with neon, front flex outlet & cord grip	5

- BS1363
- Terminals suitable for 3x2.5mm² or 2x4mm² conductors
- Cord outlet suitable for flexible cord up to 10mm²

Dimensions

86.7mmx86.7mmx44mm




45A DP SWITCHES

LIST NO	DESCRIPTION	CARTON QTY
VX9702SG	45A DP switch with neon	1
VX9703SG	45A DP switch	1

- BS EN 60669-1
- Terminals suitable for conductor sizes up to 1x16mm²
- The following markings are available; add the appropriate suffix to the list number; eg VX9702SG/**CK**:
 COOKER – **CK**
 SHOWER – **SH**
 AIR CONDITIONING – **AC**

Dimensions

143.9mmx86.7mmx44mm




BLANKING PLATES


LIST NO	DESCRIPTION	CARTON QTY
VX9991SG	1 gang	5
VX9996SG	2 gang	5

Dimensions

1 gang 86.7mmx86.7mmx44mm



2 gang 143.9mmx86.7mmx44mm






The Volex Weatherproof Range offers a variety of products designed to provide the protection needed when using power outdoors. The Switches, Sockets and Connection Units have been tested to IP55 (dust and splash protected) and power controllers and enclosures have been tested to IP66 (dust tight and hose proof).

The smooth aesthetics and tough build quality make the range ideal for domestic and commercial usage. Applications include permanent installation for controlling exterior lighting and power to outdoor equipment such as ponds. Other uses include power for portable electrically operated devices such as lawnmowers and power tools.





20A SWITCHES IP55

LIST NO	DESCRIPTION	CARTON QTY
VX5020	1 Gang 2 Way Switch	1
VX5040	2 Gang 2 Way Switch	1

BS EN 60669-1:2000, BS EN60529

Dimensions	Knockouts
Height 87mm	1 x 20mm Each side
Width 74mm	1 x 20mm Top & Bottom
Depth 60mm	1 x 20mm Back

13A SOCKET OUTLETS IP55



LIST NO	DESCRIPTION	CARTON QTY
VX5100	1 Gang Unswitched socket	1
VX5200	2 Gang Unswitched socket	1
VX5300	1 Gang Switched Socket	1

BS 1363, BS EN60529

Dimensions	Knockouts
1 Gang	
Height 87mm	1 x 20mm Each side
Width 74mm	1 x 20mm Top & Bottom
Depth 60mm	1 x 20mm Back

2 Gang	
Height 94.5mm	1 x 20mm Each side
Width 126mm	3 x 20mm Top & Bottom
Depth 60mm	1 x 20mm Back



13A FUSED CONNECTION UNITS IP55



LIST NO	DESCRIPTION	CARTON QTY
VX5080	Switched Connection Unit	1
VX5090	Unswitched Connection Unit	1

BS 1363-4, BS EN60529

Dimensions	Knockouts
Height 87mm	1 x 20mm Each side
Width 74mm	1 x 20mm Top & Bottom
Depth 69mm	1 x 20mm Back

SWITCH POWER CONTROLLERS IP66




LIST NO	DESCRIPTION	CARTON QTY
VX5030	3 Switch 13A Power Controller	1
VX5050	5 Switch 13A Power Controller	1

BS 1363-4, BS EN60529

Dimensions	
3 Switch	
Height 103mm	
Width 160mm	
Depth 56mm	

5 Switch	
Height 103mm	
Width 225mm	
Depth 56mm	





WEATHERPROOF ENCLOSURES IP66

LIST NO	DESCRIPTION	CARTON QTY
VX5073	86 x 74 x 63mm	1
VX5123	86 x 125 x 63mm	1
VX5180	110 x 181 x 97mm	1
VX5270	186 x 276 x 132mm	1

BS5733, BS EN60529

Dimensions	Knockouts
VX5073	VX5073
Height 86mm	1 x 20mm Each side
Width 74mm	1 x 20mm Top & Bottom
Depth 63mm	1 x 20mm Back

Dimensions	Knockouts
VX5123	VX5123
Height 86mm	1 x 20mm Each side
Width 125mm	3 x 20mm Top & Bottom
Depth 63mm	1 x 20mm Back

Dimensions	Knockouts
VX5180	VX5180
Height 110mm	2 x 20mm Each side
Width 181mm	3 x 20mm Top & Bottom
Depth 97mm	

Dimensions	Knockouts
VX5270	VX5270
Height 186mm	2 x 20mm Each side
Width 276mm	3 x 20mm Top & Bottom
Depth 132mm	



OUTDOOR POWER BOX IPX4

LIST NO	DESCRIPTION	CARTON QTY
VX5001	224mm x 334mm x 161mm	1

Dimensions
Height 334mm
Width 224mm
Depth 161mm





ANCILLARY ITEMS

LIST NO	DESCRIPTION	CARTON QTY
VX5002	Cable Gland Pack IP66 (x2)	12
VX5003	Grommet Pack IP55 (x2)	14
VX5004	Cable Connector IP68	10

VX5002	BS EN60529, BS EN50262
VX5003	BS EN60529
VX5004	BS1363-4, BS EN60529

The Volex panel mounting range of interiors is suitable for a wide variety of OEM applications, from perimeter trunking to decorative accessories. Available in white or black, the same quality features are offered as in the rest of the accessory range, including double pole switching on sockets and arc shielding on 10AX and 20A switches.





10AX SWITCHES

LIST NO	DESCRIPTION	CARTON QTY
MC1020	1 gang 2 way	10
MC1030	1 gang intermediate	10
MC1040	2 gang 2 way	10
MC1050	3 gang 2 way	10
MC1054	4 gang 2 way	5

- BS EN 60669-1, BS3676
- Terminals suitable for 4x1.0mm², 3x1.5mm², 2x2.5mm² conductors



CONTROL SWITCHES

LIST NO	DESCRIPTION	CARTON QTY
MC1060	20A DP switch unit with neon	10
MC1070	20A DP switch unit	10
MC9702	45A DP switch unit with neon	5

- BS EN 60669-1, BS3676
- MC1060 terminals suitable for 3x2.5mm² or 2x4.0mm² conductors
- MC9702 terminals suitable for 1x16mm² conductor



SOCKET OUTLETS

LIST NO	DESCRIPTION	CARTON QTY
MC9100	13A 1 gang Unswitched socket	10
MC9200	13A 2 gang Unswitched socket	5
MC1300	13A SP 1 gang switched socket	10
MC1500	13A SP 2 gang switched socket	5
MC9901	2A 1 gang Unswitched socket	10


- BS1363/BS5546 as appropriate
- Terminals suitable for up to 3x2.5mm² or 2x4.0mm² conductors
- Double pole switching available. Suffix list no. -/D ie MC 1500/D
- 2 gang DP sockets come with twin earth as standard



13A FUSED CONNECTION UNITS

LIST NO	DESCRIPTION	CARTON QTY
MC1080	13A switched fused connection unit	10
MC1081	13A switched fused connection unit with neon	10

- BS1363
- Terminals suitable for 3x2.5mm² or 2x4.0mm² conductors
- Black mouldings available to order. Suffix list no. with



RCD SOCKETS & FCU

LIST NO	DESCRIPTION	CARTON QTY
MC1108	1 gang Switched RCD Socket Outlet	1
MC1208	2 gang Switched RCD Socket Outlet	1
MC1092	Fused Connection Unit	1

- Socket outlets to BS7288
- FCU to BS4293
- Double pole switching
- Terminals suitable for 3x2.5mm² or 2x4.0mm² conductors



COMMUNICATION OUTLETS

LIST NO	DESCRIPTION	CARTON QTY
MC9992	1 gang coaxial TV outlet, non-isolated	10
MC9993	2 gang coaxial TV outlet, non-isolated	10
MC9974	1 gang telephone master outlet	10
MC9984	1 gang telephone secondary outlet	10

For black interiors please add BK to the list number ie: MC9992BK

In the home, workshop or outdoors, any factors such as dampness, faulty wiring, frayed cords and other hazards can contribute towards a potentially lethal situation when using electric irons, extension leads, lawn mowers, hedge trimmers and other portable electrical equipment and appliances.

Protector residual current device (RCD) products provide personal protection and minimise the risk of electric shock from earth faults.

For added safety, the electronic sensing device within Protector products becomes active only when the reset button is pressed.





13A 30mA FLUSH RCD PROTECTED SOCKETS & FCU

LIST NO	DESCRIPTION	CARTON QTY
VT1108	1 gang switched RCD protected socket outlet	1
VT1208	2 gang switched RCD protected socket outlet	1
VT1092	RCD Fused Connection Unit	1

- Socket outlets to BS7288
- FCU to BS4293
- Double pole switching
- Terminals suitable for up to 3x2.5mm² or 2x4.0mm² conductors

Dimensions

1G: 86mmx86mm with 60.3mm fixing centres

FCU: 86mmx86mm with 60.3mm fixing centres

2G: 146mmx86mm with 120.6mm fixing centres

Mounting boxes

Surface moulded: 1G & FCU: VX9405 2G: VX9417

Flush metal: 1G & FCU: SB615 2G: SB625



13A 30mA METALCLAD RCD PROTECTED SOCKETS & FCU

LIST NO	DESCRIPTION	CARTON QTY
VT1108SG	1 gang switched RCD protected socket outlet	1
VT1208SG	2 gang switched RCD protected socket outlet	1
VT1092SG	RCD Fused Connection Unit	1

- Socket outlets to BS7288
- FCU to BS4293
- Double pole switching
- Terminals suitable for up to 3x2.5mm² or 2x4.0mm² conductors

Dimensions

1G: 86.7mmx86.7mmx44mm

2G: 143.9mmx86.7mmx44mm



REWIREABLE RCD PLUG

LIST NO	DESCRIPTION	CARTON QTY
VT1952	13A 30mA rewirable RCD plug	1

- BS7071
- Suitable for attaching to appliance cables to provide earth-fault protection to suit the user
- Unit is mains dependant, so will trip out automatically on loss of power



PORTABLE RCD ADAPTOR

LIST NO	DESCRIPTION	CARTON QTY
VT1951	13A 30mA portable RCD adaptor	1

- BS7071
- Suitable for use with most portable electric tools and appliances, providing earth-fault protection from the socket outlet
- Unit is mains dependent, so will trip out automatically on loss of power




The Volex Circuit Protection range includes Insulated and full Metal cased Consumer Units, MCBs, RCCBs, and one and two module RCBOs.

Mainswitch and RCCB Incomer units range from 2 to 19 outgoing ways, Splitload units 6, 9, 12 and 17 outgoing ways, High Integrity and Dual RCD units in a variety of 10 and 15 outgoing ways.

The Range is designed to be easy to install and ideally suited to domestic applications with:

- Full DIN rail which allows for use of DIN Accessories ie: Timers, Contactors
- Raised DIN rail providing top and bottom wiring routes
- Large cable entries for single point cable entry applications
- Neutral and Earth terminals all at the top of the enclosure
- Large Enclosures allowing additional wiring space
- All round cable entry - top, bottom, sides and rear

**VCU14MS****VCU12SLF****VCU31****VCU16**

MAIN SWITCH INCOMER

LIST NO	DESCRIPTION
VCU2MS	2 way Insulated Consumer Unit 63A Incomer
VCU5MS	5 way Insulated Consumer Unit 100A Incomer
VCU8MS	8 way Insulated Consumer Unit 100A Incomer
VCU11MS	11 way Insulated Consumer Unit 100A Incomer
VCU14MS	14 way Insulated Consumer Unit 100A Incomer
VCU19MS	19 way Insulated Consumer Unit 100A Incomer

SPLITLOAD BOARD


LIST NO	DESCRIPTION
VCU6SLF	6 way Insulated Flexible Splitload Consumer Unit
VCU9SLF	9 way Insulated Flexible Splitload Consumer Unit
VCU12SLF	12 way Insulated Flexible Splitload Consumer Unit
VCU17SLF	17 way Insulated Flexible Splitload Consumer Unit

HIGH INTEGRITY

LIST NO	DESCRIPTION
VCU31	10 way High Integrity MS+2 RCD+4 RCD+4
VCU32	10 way High Integrity MS+4 RCD+3 RCD+3
VCU33	15 way High Integrity MS+2 RCD+6 RCD+7
VCU34	15 way High Integrity MS+4 RCD+6 RCD+5
VCU35	15 way High Integrity MS+6 RCD+5 RCD+4

DUAL RCD

LIST NO	DESCRIPTION
VCU16	5 + 5 Dual RCD Splitload Consumer Unit
VCU17	7 + 8 Dual RCD Splitload Consumer Unit



VCU14RCD

RCD INCOMER

LIST NO	DESCRIPTION
VCU2RCD	2 way Consumer Unit 63A 30mA Incomer
VCU5RCD	5 way Consumer Unit 80A 30mA Incomer
VCU8RCD	8 way Consumer Unit 80A 30mA Incomer
VCU11RCD	11 way Consumer Unit 80A 30mA Incomer
VCU14RCD	14 way Consumer Unit 80A 30mA Incomer
VCU19RCD	19 way Consumer Unit 80A 30mA Incomer
VCUSHOWERKIT	2 way Consumer Unit 63A 30mA Incomer populated with 1x 50A MCB
VCGKIT	2 way IP65 consumer unit 40A 30mA RCD Incomer populated with 1x 16A MCB

17th EDITION SOLUTIONS USING VOLEX CONSUMER UNITS

MAIN SWITCH UNIT

Utilising RCBOs throughout would provide a secure dedicated 30mA protected supply to every circuit.
Example of a typical Installation where complete 30mA protection and all independent circuits are required.

SPLIT LOAD UNIT

A small group of circuits on the RCD and all others on independent devices (RCBO).
Example of a typical Installation where complete 30mA protection and some independent circuits are required.

HIGH INTEGRITY CONSUMER UNIT

Uses two RCD protected sections and a number of ways for dedicated (High Integrity) circuits using 30mA RCBOs.
Example of a typical Installation where complete 30mA protection is required and two independent circuits are necessary.

DUAL RCD CONSUMER UNIT

Comprises of two sections - each protected by a 30mA RCD.
Example of a typical Installation where complete 30mA protection is required, but no independent circuits are necessary.



VCU5MMS



VCU9MSLF



VCU41



VCU26

MAIN SWITCH INCOMER

LIST NO	DESCRIPTION
VCU2MMS	2 way Metal Consumer Unit 63A Incomer
VCU5MMS	5 way Metal Consumer Unit 100A Incomer
VCU8MMS	8 way Metal Consumer Unit 100A Incomer
VCU11MMS	11 way Metal Consumer Unit 100A Incomer
VCU14MMS	14 way Metal Consumer Unit 100A Incomer
VCU19MMS	19 way Metal Consumer Unit 100A Incomer

SPLITLOAD BOARD

LIST NO	DESCRIPTION
VCU6MSLF	6 way Metal Flexible Splitload Consumer Unit
VCU9MSLF	9 way Metal Flexible Splitload Consumer Unit
VCU12MSLF	12 way Metal Flexible Splitload Consumer Unit
VCU17MSLF	17 way Metal Flexible Splitload Consumer Unit

HIGH INTEGRITY

LIST NO	DESCRIPTION
VCU41	10 way High Integrity MS+2 RCD+4 RCD+4
VCU42	10 way High Integrity MS+4 RCD+3 RCD+3
VCU43	15 way High Integrity MS+2 RCD+6 RCD+7
VCU44	15 way High Integrity MS+4 RCD+6 RCD+5
VCU45	15 way High Integrity MS+6 RCD+5 RCD+4

* Metal High Integrity boards are made to order

DUAL RCD

LIST NO	DESCRIPTION
VCU26	5 + 5 Dual RCD Splitload Consumer Unit
VCU27	7 + 8 Dual RCD Splitload Consumer Unit

* Metal Dual RCD boards are made to order

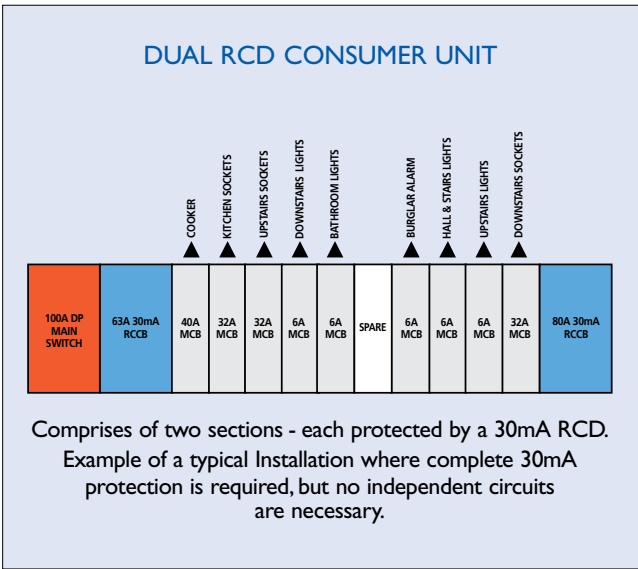


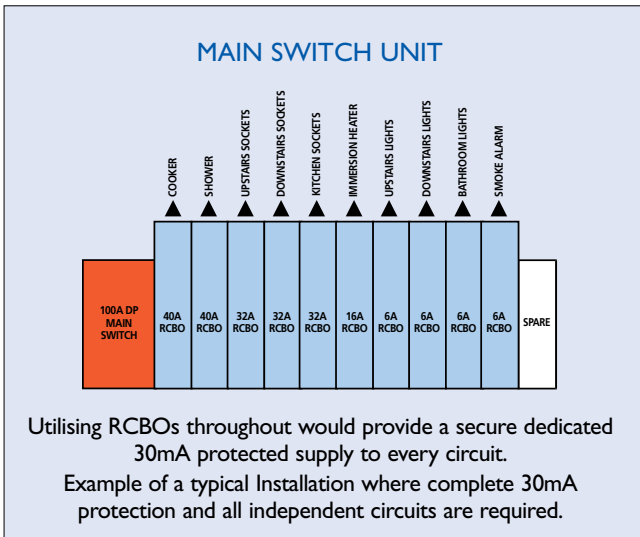


VCU2MRCD

RCD INCOMER

LIST NO	DESCRIPTION
VCU2MRCD	2 way Metal Consumer Unit 63A 30mA Incomer
VCU5MRCD	5 way Metal Consumer Unit 80A 30mA Incomer
VCU8MRCD	8 way Metal Consumer Unit 80A 30mA Incomer
VCU11MRCD	11 way Metal Consumer Unit 80A 30mA Incomer
VCU14MRCD	14 way Metal Consumer Unit 80A 30mA Incomer
VCU18MRCD	19 way Metal Consumer Unit 80A 30mA Incomer


17th EDITION SOLUTIONS USING VOLEX CONSUMER UNITS






MCBs

LIST NO	DESCRIPTION
VB06	6A Type B 6kA
VB10	10A Type B 6kA
VB16	16A Type B 6kA
VB20	20A Type B 6kA
VB32	32A Type B 6kA
VB40	40A Type B 6kA
VB50	50A Type B 6kA



BLANKS

LIST NO	DESCRIPTION
VBL	2 x 1/2 module blank
VBLPP	Twist fit 1 module Blank
VCUBLPP	Combined 1 way cover & Busbar Blank



1 MODULE RCBOs

LIST NO	DESCRIPTION
VRCBO06/1	6A 30mA One Module Single Pole RCBO
VRCBO10/1	10A 30mA One Module Single Pole RCBO
VRCBO16/1	16A 30mA One Module Single Pole RCBO
VRCBO20/1	20A 30mA One Module Single Pole RCBO
VRCBO32/1	32A 30mA One Module Single Pole RCBO
VRCBO40/1	40A 30mA One Module Single Pole RCBO



2 MODULE RCBOs

LIST NO	DESCRIPTION
VRCBO0630	6A 30mA Two Module Double Pole RCBO
VRCBO1030	10A 30mA Two Module Double Pole RCBO
VRCBO1630	16A 30mA Two Module Double Pole RCBO
VRCBO2030	20A 30mA Two Module Double Pole RCBO
VRCBO3230	32A 30mA Two Module Double Pole RCBO
VRCBO4030	40A 30mA Two Module Double Pole RCBO



RCDS

LIST NO	DESCRIPTION
VR25	25A 30mA Double Pole
VR40	40A 30mA Double Pole
VR63	63A 30mA Double Pole
VR80	80A 30mA Double Pole



ENCLOSURES

LIST NO	DESCRIPTION
VRE2	2 Module IP40 Enclosure

TECHNICAL DATA & NUMERIC INDEX

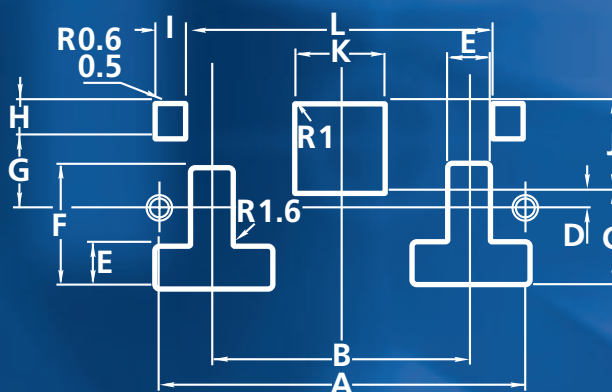
63

Technical Information & Numeric Index

VCU 6SLF
MC1080

VX1010

VX9706



VX1500

TECHNICAL CAPACITIES (mm²)

The following table summarises the terminal capacities of the principal wiring accessories.

Description	Conductor size
10AX switches	4x1mm ² , 3x1.5mm ² , 2x2.5mm ²
20A DP switch	3x2.5mm ² , 2x4.0mm ² , 1x6.0mm ² , 1x10mm ²
45A DP switch	2x6.0mm ² , 1x10mm ² , 1x16mm ²
13A socket outlet	3x2.5mm ² , 2x4.0mm ²
13A fused connection unit	3x2.5mm ² , 2x4.0mm ²

RECOMMENDED QUANTITY OF SOCKET OUTLETS FOR DOMESTIC INSTALLATIONS

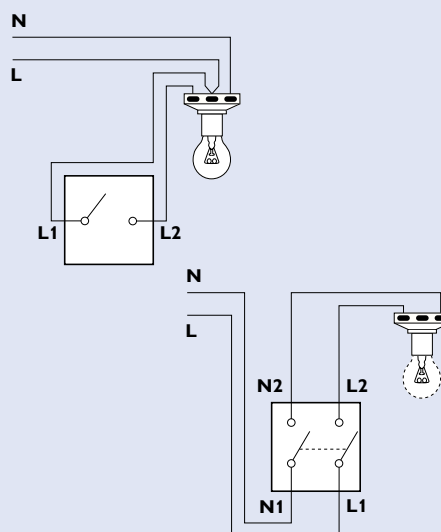
An installation may have too few socket outlets or the existing socket outlets may be incorrectly situated. Both conditions are symptomatic of an inadequate installation which could lead to potentially dangerous improvisation.

The following is a summary of the recommendations of the Electrical Installation Industry Liaison Committee. All socket outlets should be of the twin switched type.

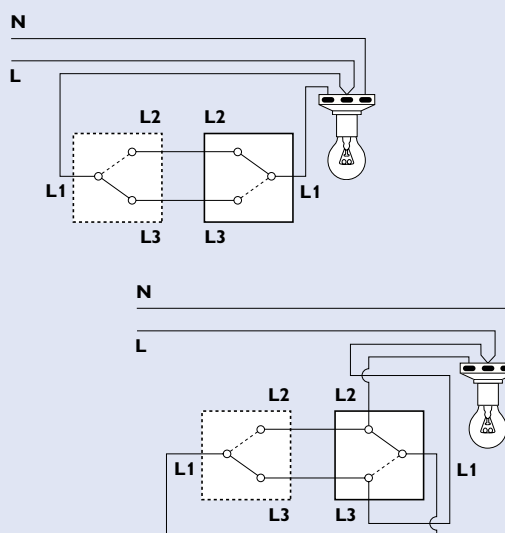
Room	Number of sockets
Kitchen	6
Lounge	6
Dining room	4
Double bedroom	4
Single bed-sitting room	4
Single bedroom	4
Landing/Stairs	1
Hall	2
Garage	2
Store/Workroom	2
Central heating boiler point	1

WIRING CIRCUITS FOR 10AX SWITCHES

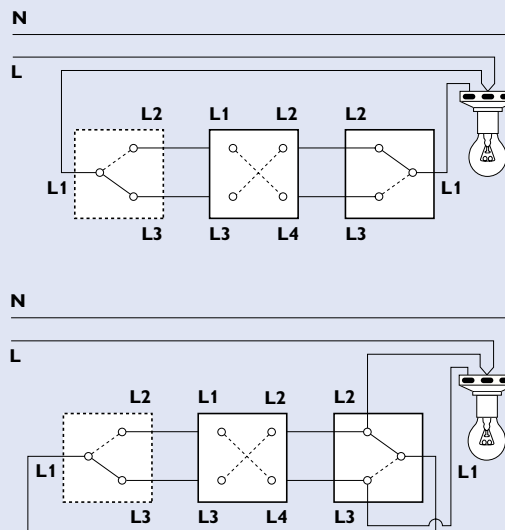
One way circuits



Two way circuits























Intermediate circuits



The information in the table is a guide to the user of lampholders marked T1 or T2 with tungsten filament lamps, although it should be appreciated that the critical factor is the actual temperature of the cap of the lamp when in use. Technical information on such temperatures is contained in this specification and in BS EN 60598-1. It is also important to ensure that the wattage rating of the lamp is not higher than that for which the particular shade or luminaire is designed. This maximum rating in watts is marked on all shades and luminaires that comply with BS4533: Part 101.

The recommendations in the table refer to typical conditions, in single lamp luminaires or installations, and in multi lamp luminaires having widely spaced lamps. Where lamps are in close proximity to each other, or in totally enclosed luminaires, it is recommended that T2 lampholders are used.

Maximum permitted rating of lamp

Lampholder			Typical conditions of use				Maximum permitted rating of lamp
Size	Type	Temperature	Type of shade		Lamp position		
			Closed	Open	Cap up	Cap down	
SBC	B15d	T1					40W
SBC	B15d	T2					60W
BC	B22d	T1		—		—	60W
BC	B22d	T1	—			—	100W
BC	B22d	T1		—	—		150W
BC	B22d	T1	—		—		200W
BC	B22d	T2					200W

SBC Small bayonet cap (international type B15d)

BC Standard bayonet cap (international type B22d)

T1 Lampholder suitable for conditions up to a lamp cap temperature of 165°C

T2 Lampholder suitable for conditions up to a lamp cap temperature of 210°C

Closed shade Shade open at one end only and generally mounted directly on the lampholder

Open shade Shade open at both ends, and generally mounted on the lampholder by a wire frame

Cap up Position of lamp, typically when suspended from the ceiling by a flexible cord

Cap down Position of lamp, typically when fitted on a standard or table lamp

Where two symbols are shown together, as in B15d-T1/T2 or B22d-T2, there is no restriction on the type of shade or the position of the lamp, provided the maximum working temperatures are not exceeded

If in doubt regarding the choice of any lampholder, always use one marked T2

CFL COMPACT FLUORESCENT LAMPHOLDER

The design of the Lampholder accepts an industry standard 4 pin 10/13 Watt Compact Fluorescent G24 lamp. This reduces the power consumption, when compared to an equivalent incandescent lamp, by up to 80%.

The Lampholder is designed to European standards and has a diameter of 42mm, which is larger than the typical Lampholder which is 29mm.

A Safety feature which protects the installation will disconnect the supply to the Lampholder:-

During a lamp change, when no lamp is present, or in the case of lamp failure at the end of lamp life.

This Safety feature is reset by switching the supply to the fitting off for 10 to 15 seconds.

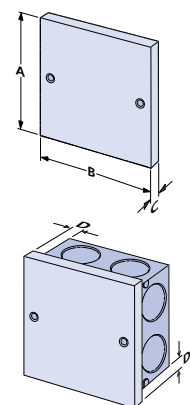
RECOMMENDED MOUNTING BOXES FOR MOULDED VOLEX WIRING ACCESSORIES

Product	List no	Moulded (surface) box List no	Metal (flush) box List no	Drylining (flush) box List no
10A switch 1 gang	VX1010	VX9404	SB623	SB619
10A switch 1 gang	VX1020	VX9404	SB623	SB619
10A switch 1 gang	VX1030	VX9404	SB623	SB619
10A switch 2 gang	VX1040	VX9404	SB623	SB619
10A switch 3 gang	VX1050	VX9404	SB623	SB619
10A switch 4 gang	VX1054	VX9412	SB665	SB629
13A socket 1 gang	VX9100	VX9409	SB655	SB619
13A socket 1 gang	VX1300	VX9409	SB655	SB619
13A socket 1 gang	VX1400	VX9409	SB655	SB619
13A socket 2 gang	VX9200	VX9414	SB665	SB629
13A socket 2 gang	VX1500	VX9414	SB665	SB629
13A socket 2 gang	VX1600	VX9414	SB665	SB629
13A socket 2 gang	VX1700	VX9414	SB665	SB629
13A socket 2 gang	VX1800	VX9414	SB665	SB629
13A socket 3 gang	VX9230	VX9403	SB646	—
20A switch	VX1060	VX9409	SB655	SB619
20A switch	VX1070	VX9409	SB655	SB619
50A ceiling switch	VX9706	VX9405	—	—
45A switch	VX9702	VX9416	SB628	SB631
45A switch	VX9703	VX9416	SB628	SB631
45A switch	VX9712	VX9405	SB618	SB632
45A switch	VX9713	VX9405	SB618	SB632
Cooker unit	VX9700	VX9416	SB628	SB631
Cooker unit	VX9701	VX9416	SB628	SB631
Fused connection unit	VX1080	VX9409	SB655	SB619
Fused connection unit	VX1081	VX9409	SB655	SB619
Fused connection unit	VX1090	VX9409	SB655	SB619
Fused connection unit	VX1091	VX9409	SB655	SB619
Telephone socket	VX9974	VX9404	SB655	SB619
Secondary socket	VX9984	VX9404	SB655	SB619
2 module mounting plate	VX9062	VX9405	SB615	SB619
4 module mounting plate	VX9064	VX9416	SB625	SB629
Shaver unit	VX9800	VX9410	SB628	SB631
TV outlet 1 gang	VX9992	VX9409	SB655	SB619
TV outlet 2 gang	VX9993	VX9409	SB655	SB619
13A flex outlet plate	VX9990	VX9409	SB655	SB619
Cooker outlet plate	VX9704	VX9405	SB615	SB632

Flush box recommendations as shown in the adjacent table.

Industrial metalclad accessories (suffix **SG**) are supplied complete with matching surface mounting boxes.

DECORATIVE WIRING ACCESSORIES



DIMENSION & CLOSE COUPLING DETAILS

Description		A	B	C	D
Flatplate 1 Gang		87.2mm	87.2mm	2mm	7.45mm
Flatplate 2 Gang		87.2mm	147.2mm	2mm	7.3mm
Round Edge 1 Gang		86.5mm	86.5mm	8.2mm	7.1mm
Round Edge 2 Gang		86.5mm	147mm	8.2mm	7.2mm
Curved Edge 1 Gang		84.4mm	84.4mm	8mm	6.05mm
Curved Edge 2 Gang		84.4mm	145.6mm	8mm	6.5mm
Angled Edge 1 Gang		89.7mm	89.7mm	8.2mm	8.7mm
Angled Edge 2 Gang		89.7mm	150mm	8.2mm	8.7mm
Decorative Brass 1 Gang		95.7mm	95.7mm	10.4mm	11.7mm
Decorative Brass 2 Gang		95.7mm	155mm	10.4mm	11.2mm

RECOMMENDED MOUNTING BOXES FOR DECORATIVE WIRING ACCESSORIES

Description	Raised Plate List no	Flat Plate List no	Gang Box	Minimum box Size	Metal Flush box List no	Dry Lining box List no
10AX 1 gang 2 way Switch	VX1020 _	*VX3020 _	1	16mm	SB623	SB619
10AX 2 gang 2 way Switch	VX1040 _	*VX3040 _	1	16mm	SB623	SB619
10AX 1 gang Intermediate Switch	VX1010 _	*VX3030 _	1	16mm	SB623	SB619
10AX 3 gang 2 way Switch	VX1050 _	*VX3050 _	1	16mm	SB623	SB619
10AX 4 gang 2 way Switch	VX1054 _	*VX3054 _	2	16mm	SB633	SB629
Fan Isolator	VX1013 _	*VX3013 _	1	25mm	SB655	SB619
1 gang 2 way Toggle Switch	VX1120 _	*VX3120 _	1	25mm	SB655	SB619
1 gang Intermediate Toggle Switch	VX1130 _	*VX3130 _	1	25mm	SB655	SB619
2 gang 2 way Toggle Switch	VX1140 _	*VX3140 _	1	25mm	SB655	SB619
3 gang 2 way Toggle Switch	VX1150 _	*VX3150 _	1	25mm	SB655	SB619
1 gang 2 way 400W Low Voltage/Mains Dimmer	VX0400LV _ PU	*VX3400LV _ PU	1	35mm	SB615	SB619
2 gang 2 way 250W Low voltage/mains Dimmer	VX0252LV _ PU	*VX3252LV _ PU	1	25mm	SB655	SB619
3 gang 2 way 250W Low voltage/mains Dimmer	VX0253LV _ PU	*VX3253LV _ PU	2	25mm	SB665	SB629
1 gang 2 way 400W Mains Dimmer	VX0400 _ PU	*VX3400 _ PU	1	35mm	SB615	SB619
2 gang 2 way 250W Mains Dimmer	VX0252 _ PU	*VX3252 _ PU	1	25mm	SB655	SB619
3 gang 2 way 250W Mains Dimmer	VX0253 _ PU	*VX3253 _ PU	2	25mm	SB655	SB629
4 gang 2 way 250W Mains Dimmer	VX0254 _ PU	*VX3254 _ PU	2	25mm	SB655	SB629
1 way 500W/500VA Touch Dimmer	VX0500TD _	*VX3005TD _	1	35mm	SB615	SB619
1 way 400W Touch Remote Dimmer	VX0400TRD _	*VX3400TRD _	1	35mm	SB615	SB619
5A 3 pin socket	VX9905 _	*VX3905 _	1	25mm	SB655	SB619
13A 1 gang DP Switched Socket	VX1300 _ /D	*VX3300 _ /D	1	25mm	SB665	SB629
13A 2 gang DP Switched Socket	VX1500 _ /D	*VX3500 _ /D	2	25mm	SB665	SB629
13A Unswitched Fused Connection Unit	VX1090 _	*VX3090 _	1	25mm	SB655	SB619
13A DP Switched Fused Connection Unit	VX1080 _	*VX3080 _	1	25mm	SB655	SB619
13A DP Switched Fused Connection Unit with Neon	VX1081 _	*VX3081 _	1	25mm	SB655	SB619
20A 1 gang DP Switch with Neon	VX1060 _	*VX3060 _	1	25mm	SB655	SB619
1 gang 45A Switch	VX9713 _	*VX3713 _	1	47mm	SB618	SB632
2 gang 45A Switch	VX9703 _	*VX3703 _	2	47mm	SB628	SB631
Cooker control unit with Neon	VX9700 _	*VX3700 _	2	47mm	SB628	SB631
Shaver Socket	VX9800 _	*VX3800 _	2	47mm	SB628	SB631
Telephone Master Socket	VX9974 _	*VX3974 _	1	25mm	SB655	SB619
Telephone Secondary Socket	VX9984 _	*VX3984 _	1	25mm	SB655	SB619
1 gang Co-Axial TV Socket	VX9992 _	*VX3992 _	1	25mm	SB655	SB619
2 gang Co-Axial TV Socket	VX9993 _	*VX3993 _	1	25mm	SB655	SB619
1 gang Blanking off plate	VX9991 _	*VX3991 _	1	16mm	SB623	SB619
2 gang Blanking off plate	VX9996 _	*VX3996 _	2	16mm	SB633	SB629
1 gang 1 module communication plate	VX9061 _	*VX3061 _	1	16mm	SB623	SB619
1 gang 2 module communication plate	VX9062 _	*VX3062 _	1	16mm	SB623	SB619

*Note: Box size is based on boxes being mounted at least 5mm below plaster depth

BRITISH STANDARDS

Light Switches	BS EN 60669-1
Intermediate Switches	BS EN 60669-1
Pull Switches	BS EN 60669-1
Fan Isolator	BS EN 60974-3
Toggle Switch	BS EN 60669-1
Standard Dimmer	BS EN 55014, BS EN 60669-1
Low Voltage Dimmer	BS EN 55014, BS EN 60669-1
Touch & Remote Dimmer	BS EN 55014, BS EN 60669-1

BRITISH STANDARDS

Switched Sockets	BS EN 1363
Fuse Connection Units	BS EN 1363
20A DP Switches	BS EN 60669-1
45A DP Switches	BS EN 60669-1
Shaver Socket	BS EN61558
Co-Axial Socket	BS 3041




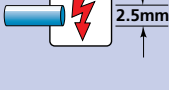



IP RATINGS

The IP (Ingress Protection) rating given to an enclosure states the degree of protection it offers by means of two digits. A summary of these is shown below; for a more detailed definition, see IEC 529: 1989, BS EN 60529: 1992.

FIRST DIGIT

Protection against solid foreign objects and access to hazardous parts

The first digit covers protection against penetration by solid objects, which includes hands and tools such as screwdrivers. At the lowest of seven levels, 0, no protection is offered, either of the equipment itself from damage by intrusion or of a person contacting live or moving parts. At the highest, 6, there shall be no entry of dust.

0		Not protected
1		Protected against solid objects greater than 50mm diameter
2		Protected against solid objects greater than 12mm diameter
3		Protected against solid objects greater than 2.5mm diameter
4		Protected against solid objects greater than 1.5mm diameter
5		Dust protected
6		Dust tight

The letter X can be used in place of the first or second digit to indicate that tests have either not been made or are not applicable.

NOTE:




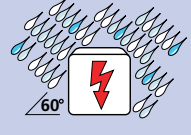


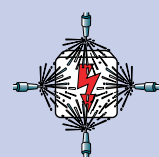


In the event of additional holes being drilled/pierced or knockouts removed, suitable measures should be taken to restore the products to the original ratings.

IEC 529, BS EN 60529 does not apply to protection against the risk of explosion or conditions such as humidity, corrosive gases, fungi or vermin. In certain cases equipment designed to be mounted in an enclosure will contribute towards the stated IP rating (eg pushbuttons mounted in an enclosure). Different parts of enclosures can have different degrees of protection and still conform to the standard (eg enclosures with pre-drilled conduit entry).

SECOND DIGIT

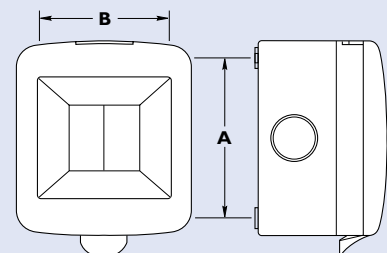
Protection against ingress of water

The second digit covers the degree of protection against the entry of water, on a progressive scale. For example, number 1 indicates that dripping water shall have no harmful effect, and number 6, that water projected in powerful jets against the enclosure from any direction shall have no harmful effects.

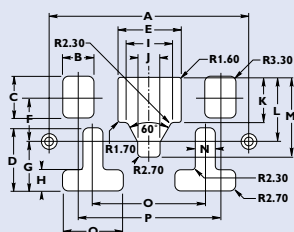
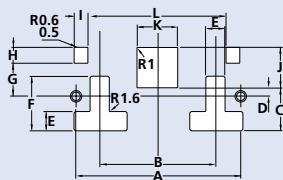
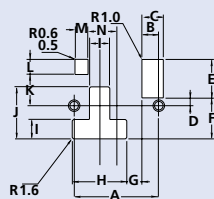
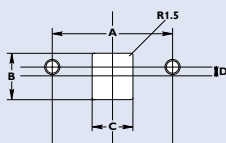
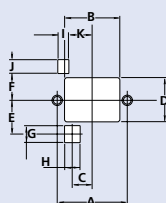
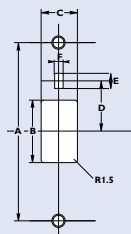
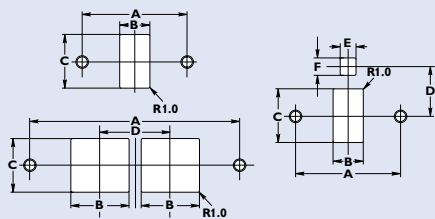
0		Not protected
1		Protected against dripping water
2		Protected against dripping water when tilted up to 15 degrees
3		Protected against spraying water
4		Protected against splashing water
5		Protected against water jets
6		Protected against powerful jets of water
7		Protected against the effects of immersion
8		Protected against submersion

FIXING CENTRES

List Number	A	B	List Number	A	B
VX5020	63mm	54mm	VX5030	44mm	122mm
VX5040	63mm	54mm	VX5050	44mm	195mm
VX5100	63mm	54mm	VX5073	-	46mm
VX5200	56mm	111mm	VX5123	-	96mm
VX5300	56mm	111mm	VX5180	50mm	120mm
VX5080	-	46mm	VX5270	116mm	206mm
VX5090	-	46mm			



CUT OUT DETAILS FOR INTERIOR RANGE (dimensions in mm)



10AX/20A switch interiors

LIST NO	A	B	C	D	E	F
All 1 gang	60.3	17.1	30.6	—	—	—
MC1040	60.3	33.4	30.6	—	—	—
MC1050	60.3	49.7	30.6	—	—	—
MC1054	120.6	33.4	30.6	40.2	—	—
MC1060	60.3	17.1	30.6	28.4	4.5 to 4.7	9.4
MC1013	60.3	47.9	30.6	—	—	—

45A DP switch

LIST NO	A	B	C	D	E	F
MC9702	120.7	42.2	24.5	34.9	9.4	4.5 to 4.7

13A Fused connection units

LIST NO	A	B	C	D	E	F	G	H	I	J	K
MC1080	60.3	48.0	17.0	38.0	29.0	—	14.0	14.0	—	—	—
MC1081	60.3	48.0	17.0	38.0	29.0	23.0	14.0	14.0	9.45 to 9.60	11.35 to 11.50	20.3
MC1090	60.3	22.0	17.0	38.0	29.0	—	14.0	14.0	—	—	—
MC1091	60.3	22.0	17.0	38.0	29.0	23.0	14.0	14.0	9.45 to 9.60	11.35 to 11.50	20.3

Telephone outlets

LIST NO	A	B	C	D
MC9974	60.3	23.3	20.3	4.6
MC9984	60.3	23.3	20.3	4.6

Coaxial outlet

LIST NO	A	B	C
MC9992	60.3	—	17.3
MC9993	60.3	25.4	17.3

13A single socket outlet interiors

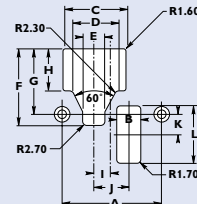
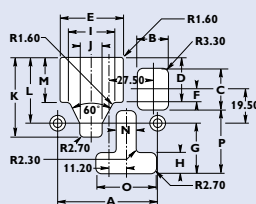
LIST NO	A	B	C	D	E	F	G	H	I	J	K	L	M	N
MC1300	60.3	12.0	15.4	5.7	28.6	30.4	10.8	38.8	14.2	38.4	—	—	—	—
MC1400	60.3	12.0	15.4	5.7	28.6	30.4	10.8	38.8	14.2	38.4	23.0	11.35 to 11.50	9.45 to 9.60	20.3

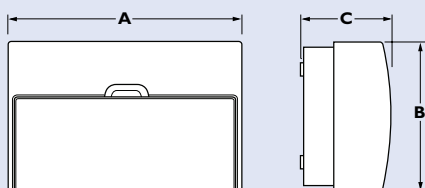
13A twin socket outlet interiors

LIST NO	A	B	C	D	E	F	G	H	I	J	K	L
MC1500	120.6	84.4	30.4	5.7	14.2	38.4	—	—	—	28.6	29.9	—
MC1600	120.6	84.4	30.4	5.7	14.2	38.4	23.0	11.35 to 11.50	9.45 to 9.60	28.6	29.9	101.2

RCD socket outlet interiors

LIST NO	A	B	C	D	E	F	G	H	I	J	K	L	M	N	O	P	Q
MC1092	60.3	14.39	38.4	27.15	13.4	44.46	37.85	24.4	10.25	20.5	12.0	33.59	—	—	—	—	—
MC1108	60.3	19.0	24.6	26.4	38.4	12.3	29.55	12.1	27.15	13.4	46.45	38.35	26.4	12.2	36.7	36.35	—
MC1208	38.40	19.0	24.6	36.35	27.15	26.05	28.3	12.1	27.15	13.4	26.4	37.65	46.45	12.2	68.0	86.4	36.7





Dimensions

INSULATED

Main Switch

List No	A	B	C
VCU2MS	141	225	111
VCU5MS	194	225	111
VCU8MS	248	225	111
VCU11MS	302	225	111
VCU14MS	355	225	111
VCU19MS	445	225	111

Splitload Board

List No	A	B	C
VCU6SLF	248	225	111
VCU9SLF	302	225	111
VCU12SLF	355	225	111
VCU17SLF	445	225	111

RCD Incomer

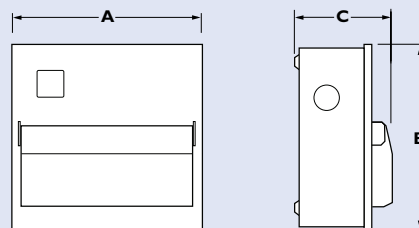
List No	A	B	C
VCU2RCD	141	225	111
VCU5RCD	194	225	111
VCU8RCD	248	225	111
VCU11RCD	302	225	111
VCU14RCD	355	225	111
VCU19RCD	445	225	111

Dual RCD

List No	A	B	C
VCU16	335	225	111
VCU17	445	225	111

High Integrity

List No	A	B	C
VCU31	355	225	111
VCU32	355	225	111
VCU33	445	225	111
VCU34	445	225	111
VCU35	445	225	111



Dimensions

METAL

Main Switch

List No	A	B	C
VCU2MMS	126	210	96
VCU5MMS	188	238	123
VCU8MMS	241	238	123
VCU11MMS	292	238	123
VCU14MMS	345	238	123
VCU19MMS	438	238	123

Splitload Board

List No	A	B	C
VCU6MSLF	241	238	123
VCU9MSLF	292	238	123
VCU12MSLF	345	238	123
VCU17MSLF	438	238	123

RCD Incomer

List No	A	B	C
VCU2MRCD	126	210	96
VCU5MRCD	188	238	123
VCU8MRCD	241	238	123
VCU11MRCD	292	238	123
VCU14MRCD	345	238	123
VCU19MRCD	438	238	123

Dual RCD

List No	A	B	C
VCU26	345	238	123
VCU27	438	238	123

High Integrity

List No	A	B	C
VCU41	345	238	123
VCU42	345	238	123
VCU43	438	238	123
VCU44	438	238	123
VCU45	438	238	123

Specification	Standards Compliance	Terminal capacities	Tripping Characteristic	Rated Voltage
Consumer Units	BS EN 60439-3			
Main Switch	BS EN 60947-3	35mm		230V
RCCBs	BS EN 61008-1	35mm	Type AC	230V
MCBs	BS EN 60898	25mm	Type B, 6kA	230V
RCBOs	BS EN 61009	25mm	Type C, 6kA 30mA	230V

MCBs

British Standards	BS EN 60898: 1991
Rated Voltage	240 Volts
Tripping characteristics	Type B
Short circuit rating	6kA
Reference calibration temperature	30°C

RCBOs

British Standards	BS EN 61009
Rated Voltage	230 Volts
SP or SP with switched neutral Tripping characteristics	Type C
Short circuit rating	6kA
Reference calibration temperature	30°C
Rated residual operating current	30mA

LIST NO	PAGE NO	LIST NO	PAGE NO	LIST NO	PAGE NO	LIST NO	PAGE NO	LIST NO	PAGE NO
CA1075	10	VCU14MMS	60	VG3460HD	26	VT1092	8, 55	VX0400SBPU	32
CA1076	10	VCU14MRCD	61	VG3461	26	VT1092SG	46, 55	VX0400SSPU	32
CA2001	10	VCU14MS	58	VG3461ELT	26	VT1108	8, 55	VX0400TRD_ _	29
CA2001L	10	VCU14RCD	59	VG3469	26	VT1108SG	46, 55	VX0400TRDAPC	33
MC1020	53	VCU16	58	VG3489	26	VT1208	8, 55	VX0400TRDRBB	33
MC1030	53	VCU17	58	VG3490	26	VT1208SG	46, 55	VX0400TRDRBN	33
MC1040	53	VCU17MSLF	60	VG3490/1	26	VT1507	8	VX0402_ _PU	29
MC1050	53	VCU17SLF	58	VG3491	26	VT1951	55	VX0402LV	5
MC1054	53	VCU18MRCD	61	VG3492	26	VT1952	55	VX0402PU	5
MC1060	53	VCU19MMS	60	VG3493	26	VT7066	12	VX0500TD_ _	29
MC1070	53	VCU19MS	58	VG3494	26	VX0009	21	VX0500TDAPC	33
MC1080	53	VCU19RCD	59	VG3530	26	VX0010	21	VX0500TDRBB	33
MC1081	53	VCU26	60	VG3535	26	VX0011	21	VX0500TDRBN	33
MC1092	53	VCU27	60	VG3550	26	VX0018	21	VX0580	13
MC1108	53	VCU2MMS	60	VG3551	26	VX0030	13	VX0850	19
MC1208	53	VCU2MRCD	61	VG3552	26	VX0042	13	VX0851	19
MC1300	53	VCU2MS	58	VG3570_ _	27	VX0205	20	VX1/T2	20
MC1500	53	VCU2RCD	59	VG3570WH	27	VX0205HO	20	VX1/T2HO	20
MC9100	53	VCU31	58	VG3571	27	VX0208HO	20	VX1000	4
MC9200	53	VCU32	58	VG3571_ _	27	VX0218HO	20	VX1000/LP	4
MC9702	53	VCU33	58	VG3572	27	VX0250_ _PU	29	VX1000/P	4
MC9901	53	VCU34	58	VG3572_ _	27	VX0250LV	5	VX1010	4
MC9974	53	VCU35	58	VG3573	27	VX0250PSPU	32	VX1010_ _	29
MC9984	53	VCU41	60	VG3573_ _	27	VX0250PU	5	VX1010PS	32
MC9992	53	VCU42	60	VG3574	27	VX0250SBPU	32	VX1010SB	32
MC9993	53	VCU43	60	VG3574_ _	27	VX0250SSPU	32	VX1010SG	45
V1500_ _**	30	VCU44	60	VG3576	27	VX0252_ _PU	29	VX1010SS	32
VB0250_ _PU	41	VCU45	60	VG3576_ _	27	VX0252APCPU	33	VX1013	9
VB0252_ _PU	41	VCU5MMS	60	VG3578_ _	27	VX0252LV	5	VX1013_ _	29
VB0400_ _PU	41	VCU5MRCD	61	VG3578WH	27	VX0252LV_ _	29	VX1013APC	33
VB06	62	VCU5MS	58	VG3579_ _	27	VX0252LVAPC	33	VX1013PS	32
VB10	62	VCU5RCD	59	VG3581SG	27	VX0252LVRBB	33	VX1013RBB	33
VB1020_ _	41	VCU6MSLF	60	VG3582SG	27	VX0252LVRBN	33	VX1013RBN	33
VB1030_ _	41	VCU6SLF	58	VG3583SG	27	VX0252PSPU	32	VX1013SB	32
VB1040_ _	41	VCU8MMS	60	VG3584SG	27	VX0252PU	5	VX1013SS	32
VB1050_ _	41	VCU8MRCD	61	VG3586SG	27	VX0252RBBPU	33	VX1020	4
VB1054_ _	41	VCU8MS	58	VG3588SG	27	VX0252SBPU	32	VX1020_ _	29
VB1060_ _	42	VCU8RCD	59	VG3901	26	VX0252SSPU	32	VX1020APC	33
VB1080_ _	43	VCU9MSLF	60	VG3902	26	VX0253_ _PU	29	VX1020PS	32
VB1081_ _	43	VCU9SLF	58	VG3903	26	VX0253APCPU	33	VX1020RBB	33
VB1300_ _	42	VCUBLPP	62	VG3904	26	VX0253LV_ _	29	VX1020RBN	33
VB1500_ _	42	VCUSHOWERKIT	59	VG3940	26	VX0253LVAPC	33	VX1020SB	32
VB16	62	VG3201SG	27	VR25	62	VX0253LVRBB	33	VX1020SG	45
VB20	62	VG3203SG	27	VR40	62	VX0253LVRBN	33	VX1020SS	32
VB32	62	VG3206SG	27	VR63	62	VX0253RBBPU	33	VX1030	4
VB40	62	VG3209SG	27	VR80	62	VX0254_ _PU	29	VX1030_ _	29
VB50	62	VG3430	26	VRBO06/1	62	VX0254APCPU	33	VX1030APC	33
VB9702_ _	42	VG3435	26	VRBO0630	62	VX0254RBBPU	33	VX1030PS	32
VB9991_ _	43	VG3436	26	VRBO10/1	62	VX0254RBNPU	33	VX1030RBB	33
VB9996_ _	43	VG3450	26	VRBO1030	62	VX0400_ _PU	29	VX1030RBN	33
VBL	62	VG3451	26	VRBO16/1	62	VX0400APCPU	33	VX1030SB	32
VBLPP	62	VG3460	26	VRBO1630	62	VX0400LV	5	VX1030SG	45
VCGKIT	59	VG3460BO	26	VRBO20/1	62	VX0400LV_ _	29	VX1030SS	32
VCU11MMS	60	VG3460DW	26	VRBO2030	62	VX0400LVAPC	33	VX1040	4
VCU11MRCD	61	VG3460EF	26	VRBO32/1	62	VX0400LVRBB	33	VX1040_ _	29
VCU11MS	58	VG3460FF	26	VRBO3230	62	VX0400LVRBN	33	VX1040APC	33
VCU11RCD	59	VG3460FR	26	VRBO40/1	62	VX0400PSPU	32	VX1040PS	32
VCU12MSLF	60	VG3460FZ	26	VRBO4030	62	VX0400PU	5	VX1040RBB	33
VCU12SLF	58	VG3460HB	26	VRE2	62	VX0400RBBPU	33	VX1040RBN	33

LIST NO	PAGE NO	LIST NO	PAGE NO	LIST NO	PAGE NO	LIST NO	PAGE NO	LIST NO	PAGE NO
VX1040SB	32	VX1081RBB	33	VX1500/D	8, 30	VX3050SS	38	VX3140BN	39
VX1040SG	45	VX1081RBN	33	VX1500APC/D	33	VX3054_ _	35	VX3140PB	39
VX1040SS	32	VX1081SB	32	VX1500PS	32	VX3054BB	39	VX3140PS	38
VX1050	4	VX1081SG	47	VX1500PS/D	32	VX3054BN	39	VX3140SS	38
VX1050_ _	29	VX1081SG/F	47	VX1500RBB/D	33	VX3054PB	39	VX3150_ _	35
VX1050APC	33	VX1081SS	32	VX1500RBN/D	33	VX3054PS	38	VX3150BB	39
VX1050PS	32	VX1090	9	VX1500SB	32	VX3054SS	38	VX3150BN	39
VX1050RBB	33	VX1090_ _	30	VX1500SB/D	32	VX3060_ _	36	VX3150PB	39
VX1050RBN	33	VX1090APC	33	VX1500SG	46	VX3060BB	39	VX3150PS	38
VX1050SB	32	VX1090F_ _	30	VX1500SS	32	VX3060BN	39	VX3150SS	38
VX1050SG	45	VX1090FSG	47	VX1500SS/	32	VX3060PB	39	VX3252_ _PU	35
VX1050SS	32	VX1090PS	32	VX1590WH	8	VX3060PS	38	VX3252BBPU	39
VX1054	4	VX1090RBB	33	VX1600	8	VX3060SS	38	VX3252BNPU	39
VX1054_ _	29	VX1090RBN	33	VX1600_ _	30	VX3061_ _	37	VX3252LV_ _	35
VX1054APC	33	VX1090SB	32	VX1600SG	46	VX3061BB	16, 39	VX3252LVBB	39
VX1054PS	32	VX1090SG	47	VX1700	8	VX3061BN	16, 39	VX3252LVBN	39
VX1054RBB	33	VX1090SS	32	VX1800	8	VX3061PB	39	VX3252LVPB	39
VX1054RBN	33	VX1091	9	VX1904	9	VX3061PBWH	16	VX3252LVPS	38
VX1054SB	32	VX1091FSG	47	VX1906	9	VX3061PS	16, 38	VX3252LVSS	38
VX1054SG	45	VX1091SG	47	VX1907	9	VX3061SS	16, 38	VX3252PBPU	39
VX1054SS	32	VX1098APC	33	VX20/2	21	VX3062_ _	37	VX3252PSPU	38
VX1060	10	VX1120_ _	29	VX2060	4	VX3062BB	16, 39	VX3252SSPU	38
VX1060_ _	29	VX1120APC	33	VX2061	4	VX3062BN	16, 39	VX3253_ _PU	35
VX1060APC	33	VX1120RBB	33	VX2062	4	VX3062PB	39	VX3253BBPU	39
VX1060F_ _	29	VX1120RBN	33	VX3005TDBB	39	VX3062PBWH	16	VX3253BNPU	39
VX1060FSG	45	VX1130_ _	29	VX3005TDBN	35, 39	VX3062PS	16, 38	VX3253LV_ _	35
VX1060PS	32	VX1130APC	33	VX3005TDD	38	VX3062SS	16, 38	VX3253LVBB	39
VX1060RBB	33	VX1130RBB	33	VX3005TDPB	38	VX3080_ _	35	VX3253LVBN	39
VX1060RBN	33	VX1130RBN	33	VX3005TDPS	38	VX3080BB	39	VX3253LVPB	39
VX1060SB	32	VX1140_ _	29	VX3010_ _	35	VX3080BN	39	VX3253LVPS	38
VX1060SG	45	VX1140APC	33	VX3013_ _	36	VX3080PB	39	VX3253LVSS	38
VX1060SS	32	VX1140RBB	33	VX3013BB	39	VX3080PS	38	VX3253PBPU	39
VX1060VWH	10	VX1140RBN	33	VX3013BN	39	VX3080SS	38	VX3253PSPU	38
VX1060VWH_ _	29	VX1150_ _	29	VX3013PB	39	VX3081_ _	35	VX3253SSPU	38
VX1060VWHF_ _	29	VX1150APC	33	VX3013PS	38	VX3081BB	39	VX3254_ _PU	35
VX1070	10	VX1150RBB	33	VX3020_ _	35	VX3081BN	39	VX3254BBPU	39
VX1070_ _	29	VX1150RBN	33	VX3020BB	39	VX3081PB	39	VX3254BNPU	39
VX1070F_ _	29	VX1300	8	VX3020BN	39	VX3081PS	38	VX3254PSPU	38
VX1070FSG	45	VX1300_ _	30	VX3020PB	39	VX3081SS	38	VX3254SSPU	38
VX1070PS	32	VX1300/D	8	VX3020PS	38	VX3090_ _	35	VX3300_ _/D	35
VX1070SB	32	VX1300/D_ _	30	VX3020SS	38	VX3090BB	39	VX3300BB/D	39
VX1070SG	45	VX1300APC/	33	VX3030_ _	35	VX3090BN	39	VX3300BN/D	39
VX1070SS	32	VX1300PS	32	VX3030BB	39	VX3090PB	39	VX3300PB/D	39
VX1070VWH	10	VX1300PS/D	32	VX3030BN	39	VX3090PS	38	VX3300PS/D	38
VX1080	9	VX1300RBB/D	33	VX3030PB	39	VX3090SS	38	VX3300SS/D	38
VX1080_ _	30	VX1300RBN/D	33	VX3030PS	38	VX3120_ _	35	VX3400_ _PU	35
VX1080F_ _	30	VX1300SB	32	VX3030SS	38	VX3120BB	39	VX3400BBPU	39
VX1080PS	32	VX1300SB/D	32	VX3031SS	38	VX3120BN	39	VX3400BNPU	39
VX1080RBB	33	VX1300SG	46	VX3040_ _	35	VX3120PB	39	VX3400LV_ _	35
VX1080RBN	33	VX1300SS	32	VX3040BB	39	VX3120PS	38	VX3400LVBB	39
VX1080SB	32	VX1300SS/D	32	VX3040BN	39	VX3120SS	38	VX3400LVBN	39
VX1080SG	47	VX1302	13	VX3040PB	39	VX3130_ _	35	VX3400LVPB	39
VX1080SG/F	47	VX1307	13	VX3040PS	38	VX3130BB	39	VX3400LVPS	38
VX1080SS	32	VX1307BK	13	VX3040SS	38	VX3130BN	39	VX3400LVSS	38
VX1081	9	VX1390	13	VX3050_ _	35	VX3130P	38	VX3400PBPU	39
VX1081_ _	30	VX1400	8	VX3050BB	39	VX3130PB	39	VX3400PSPU	38
VX1081APC	33	VX1400_ _	30	VX3050BN	39	VX3130SS	38	VX3400SSPU	38
VX1081F_ _	30	VX1400SG	46	VX3050PB	39	VX3140_ _	35	VX3400TRDBB	39
VX1081PS	32	VX1500	8	VX3050PS	38	VX3140BB	39	VX3400TRDBN	35, 39

LIST NO	PAGE NO	LIST NO	PAGE NO	LIST NO	PAGE NO	LIST NO	PAGE NO	LIST NO	PAGE NO
VX3400TRDPB	39	VX3992BN	39	VX9061RBBN	33	VX9703RBB	33	VX9981BK	17
VX3400TRDPS	38	VX3992PB	39	VX9061RBN	16	VX9703RBN	33	VX9982	15
VX3400TRDSS	38	VX3992PS	38	VX9062	16	VX9703SB	32	VX9984	15
VX3500_/_D	35	VX3992SS	38	VX9062_ _	31	VX9703SG	47	VX9984_ _	31
VX3500BB/D	39	VX3993_ _	37	VX9062APC	16	VX9703SS	32	VX9984APC	33
VX3500BN/D	39	VX3993BB	39	VX9062PC	33	VX9704	11	VX9984PS	32
VX3500PB/D	39	VX3993BN	39	VX9062PS	16, 33	VX9706	12	VX9984RBB	33
VX3500PS/D	38	VX3993PB	39	VX9062RBB	16, 33	VX9706	21	VX9984RBN	33
VX3500SS/D	38	VX3993PS	38	VX9062RBBN	33	VX9712	11	VX9984SL	32
VX3700_ _	36	VX3993SS	38	VX9062RBN	16	VX9712APC	33	VX9984SS	32
VX3700BB	39	VX3996_ _	37	VX9062SB	32	VX9712RBB	33	VX9986	15
VX3700BN	39	VX3996BB	39	VX9062SS	16, 33	VX9712RBN	33	VX9987	17
VX3700PB	39	VX3996N	39	VX9064	16	VX9713	11	VX9987BK	17
VX3700PS	38	VX3996PB	39	VX9064_ _**	31	VX9713_ _	30	VX9988	17
VX3700SS	38	VX3996PS	38	VX9064PS	16	VX9713PS	32	VX9988BK	17
VX3703_ _	36	VX3996SS	38	VX9064SB	32	VX9713SB	32	VX9989	17
VX3703BB	39	VX4000	4	VX9064SS	16, 32	VX9713SS	32	VX9989BK	17
VX3703BN	39	VX4020	4	VX906PS	32	VX9800	12	VX9990	12
VX3703PB	39	VX4030	4	VX9074	20	VX9800_ _	31	VX9991	13
VX3703PS	38	VX4040	4	VX9100	8	VX9800APC	33	VX9991_ _	31
VX3703SS	38	VX4522	20	VX9100_ _**	30	VX9800PS	32	VX9991APC	33
VX3712_ _	36	VX5001	51	VX9100SG	46	VX9800RBB	33	VX9991PS	32
VX3713BB	39	VX5002	51	VX9143	23	VX9800RBN	33	VX9991RBB	33
VX3713BN	39	VX5003	51	VX9200	8	VX9800SB	32	VX9991RBN	33
VX3713P	38	VX5004	51	VX9200_ _**	30	VX9800SS	32	VX9991SB	32
VX3713PB	39	VX5020	50	VX9200SG	46	VX9900	9	VX9991SG	47
VX3713SS	38	VX5030	50	VX9215	19	VX9900_ _**	30	VX9991SS	32
VX3800_ _	37	VX5040	50	VX9215HO	19	VX9900SG	46	VX9992	15
VX3800BB	39	VX5050	50	VX9230	8	VX9901	9	VX9992_ _	31
VX3800BN	39	VX5073	51	VX9401	23	VX9901_ _**	30	VX9992APC	33
VX3800PB	39	VX5080	50	VX9402	23	VX9905_ _	30	VX9992PS	32
VX3800PS	38	VX5090	50	VX9403	23	VX9905APC	33	VX9992RBB	33
VX3800SS	38	VX5100	50	VX9404	23	VX9905PS	32	VX9992RBN	33
VX3905_ _	35	VX5123	51	VX9405	23	VX9905RBB	33	VX9992SB	32
VX3905BB	39	VX5180	51	VX9406	23	VX9905RBN	33	VX9992SS	32
VX3905BN	39	VX5200	50	VX9409	23	VX9905SS	32	VX9993	15
VX3905PB	39	VX5207	10	VX9410	23	VX993RBB	33	VX9993_ _	31
VX3905PS	38	VX5208	10	VX9412	23	VX9969	17	VX9993APC	33
VX3905SS	38	VX5270	51	VX9414	23	VX9970	17	VX9993PS	32
VX3974_ _	37	VX5300	50	VX9415	23	VX9972	17	VX9993RBN	33
VX3974BB	39	VX6080	17	VX9416	23	VX9973	17	VX9993SB	32
VX3974BN	39	VX6080BK	17	VX9417	23	VX9974	15	VX9993SS	32
VX3974PB	39	VX6081	17	VX9700	11	VX9974_ _	31	VX9996	13
VX3974PS	38	VX6081BK	17	VX9700_ _	30	VX9974APC	33	VX9996_ _	31
VX3974SS	38	VX6082	17	VX9700APC	33	VX9974PS	32	VX9996APC	33
VX3984_ _	37	VX6677	19	VX9700PS	32	VX9974RBB	33	VX9996PS	32
VX3984BB	39	VX6678	19	VX9700RBB	33	VX9974RBN	33	VX9996RBB	33
VX3984BN	39	VX6681	19	VX9700RBN	33	VX9974SB	32	VX9996RBN	33
VX3984PB	39	VX6850	19	VX9700SB	32	VX9974SS	32	VX9996SB	32
VX3984PS	38	VX9001	5, 21	VX9700SS	32	VX9976	17	VX9996SG	47
VX3984SS	38	VX9002	5, 21	VX9701	11	VX9976BK	17	VX9996SS	32
VX3991_ _	37	VX9009	5	VX9701_ _	30	VX9977	17		
VX3991BB	39	VX9023	21	VX9702	11	VX9978	17		
VX3991BN	39	VX9023BK	21	VX9702_ _	30	VX9978BK	17		
VX3991PB	39	VX9029	21	VX9702SG	47	VX9979	17		
VX3991PS	38	VX9029BK	21	VX9703	11	VX9979BK	17		
VX3991SS	38	VX9061_ _*	31	VX9703_ _	30	VX9980	17		
VX3992_ _	37	VX9061APC	16, 33	VX9703APC	33	VX9980BK	17		
VX3992BB	39	VX9061RBB	16, 33	VX9703PS	32	VX9981	17		

1 Contract Terms Quotations & Orders

- 1.1 Unless other terms and conditions are expressly accepted by Electrium by means of a specific written amendment hereto signed by Electrium or a Director of Electrium the contract will be on the terms and conditions set out below ("the Contract Terms") to the exclusion of any other terms and conditions (except those implied in favour of a seller which are not inconsistent with the Contract Terms) whether or not the same are endorsed upon, delivered with or referred to in any purchase order or other document delivered or sent by the Customer to Electrium or by Electrium to the Buyer reference made by Electrium to the Customer's order, specification or like document will not be deemed to imply that any terms or conditions endorsed upon, delivered with or referred to in such order, specification or like document will have effect to the exclusion or amendment of the Contract Terms. No variation, addition or modification of the Contract Terms conditions shall be binding on Electrium unless such variation, addition or modification be agreed to in writing under the signature of a Director of Electrium.
- 1.2 Any quotation is given on the basis that no contract will come into existence until the Customer places an order pursuant thereto. Any quotation is valid for a period of 30 days only from its date provided that Electrium has not previously withdrawn it.

2 Price

The price of Goods supplied hereunder ("the Goods") is exclusive of VAT or any successor tax thereto unless otherwise agreed in writing. The price for the Goods shall be (unless otherwise agreed by Electrium in writing) the list price of Electrium current at the date of despatch and in the case of an order for delivery by instalments the price payable for each instalment shall be Electrium's list price current at the date of despatch for each instalment. All prices are based on standard pack sizes and quantities and Electrium reserves the right to levy an additional charge if such packs must be broken up to fulfil an order. The price of Goods is inclusive of costs of carriage to the Customer's premises in Great Britain and Northern Ireland except on individual orders having a net value calculated by reference to the Company's most recent price list of less than £200 (excluding VAT) which shall be subject to an additional charge of not less than £15.00 (excluding VAT) to cover carriage and packing. The price of Goods is based on the costs of materials, labour, sub-contracts, transport, taxes, duties and currency exchange rates ruling at the date of the quotation. Electrium reserves the right to amend the contract price to take account of any variations in these costs or the imposition of any new taxes or duties occurring from whatever cause before delivery of the Goods.

3 Payment

The due date for payment shall be the last day of the month following the month of despatch of Goods supplied by Electrium. Payment made before the due date for payment shall be subject to a settlement discount of 2.5%. VAT is calculated on the discounted value of the invoice and is not subject to settlement discount. Interest at an annual rate of 3% per month will accrue daily and be calculated on a daily basis on overdue accounts from the date of invoice until payment. Notwithstanding any Contract Term allowing the Customer credit payment shall become due and payable to Electrium immediately upon the termination of the contract. The Customer shall not be entitled to exercise any right of set-off or lien or any similar right or claim in connection with the Goods or the price payable therefor.

4 Packing Materials

Packing cases and cartons will be provided free of charge by Electrium. All pallets used shall remain at all times the property of Electrium and are to be returned to Electrium on demand in good condition. Electrium reserves the right to alter the method of packing without reference to the Customer.

5 Damage or Loss in Transit

Electrium will not be liable in respect of any damage or discrepancy, shortage or loss in transit or any claim that the Goods delivered do not otherwise comply with the contract unless the Customer shall have informed the Company in writing, telex or facsimile as follows:

- Within three days of delivery in the event of any damage, discrepancy or shortage.
- Within seven days of delivery in the event that the Goods do not comply with the contract,
- Within twenty-one days of receipt of the Company's invoice in the event of non-delivery.

Where the Goods are accepted from the Company's carriers they shall be deemed to have been checked by the Purchaser and accepted unless the delivery receipt is signed and endorsed 'unexamined' and the packing and its contents are retained for later inspection.

6 Delivery

The place of delivery for Goods shall be the Customer's premises or as otherwise agreed by Electrium in writing. The time of delivery will be as agreed between the parties or if no such agreement has been reached will be within a reasonable time and the Company will be entitled to make delivery by instalments. In no circumstances will Electrium be liable for loss or damage of any kind whatsoever caused directly or indirectly by any delay in the delivery of Goods, nor unless such delay exceeds 180 days will any delay entitle the Customer to terminate or rescind the contract. Notwithstanding any other Contract Term, risk in the Goods shall pass to the Buyer when the Goods are delivered to the Customer or its agent.

7 Title of Goods

Until Electrium has been paid in full for the Goods comprised in this and/or any other contract between the Customer and Electrium, the Customer shall hold the Goods in a fiduciary capacity as bailee for Electrium and:

- the title to, ownership of, and the property in, the Goods shall remain vested in Electrium (notwithstanding delivery of the same and parting of the risk therein to the Customer) until payment in full for all Goods comprised in this and every other contract between Electrium and the Customer has been received by Electrium.
- The Customer shall be in possession of the Goods as Electrium's bailee. If so required the Customer shall store the Goods for Electrium without charge to Electrium separate from any goods which are the property of the Customer and/or any third party and ensure that they are clearly marked and identified as belonging to Electrium.
- Electrium reserves the right to require the Customer to return the Goods and may recover and sell the same at any time. For that purpose Electrium's servants and agents together with all

necessary and appropriate transport shall be entitled to unrestricted access to the Customer's premises and any other location where the Goods are situated to take possession of the Goods and, if necessary, dismantle the Goods from any article or articles to which they may have been attached and to remove the Goods from the Customer's premises.

- Prior to the property in the Goods passing to the Customer Electrium permits the Customer to deliver the Goods to a third party pursuant to a bona fide and arms-length agreement to re-sell the Goods and allows the Customer to convert or incorporate the Goods into or mix the Goods with other goods but such liberty will cease upon the termination of the contract.
- Where Electrium is unable to determine whether any goods are Electrium's Goods the Customer shall be deemed to have sold all goods of the kind sold by Electrium to the Customer in the order in which they were invoiced to the Customer.

8 Descriptive Matter

Descriptive matter, illustrations, dimensions and weights issued by Electrium are to be regarded as being for guidance only and cannot be held as binding in any way. In pursuance of Electrium's policy of product improvement Electrium reserves the right to alter patterns and designs without prior notice.

9 Guarantee

Electrium will make good by replacement (or its option by repair) defects which under proper use appear in the Goods within a period of twelve calendar months after the Goods have been despatched, and which arise solely from faulty design, materials or workmanship provided always that defective Goods have been returned to Electrium and Electrium was notified of the defect or suspected defect immediately the same became known to the Customer. The cost of carriage on such returned Goods and the cost of re-delivery of the repaired or new Goods to be borne by Electrium. Save for the Electrium's control equipment which has been correctly repaired or modified by the use of standard parts supplied by Electrium for such purpose, Electrium excludes all liability in respect of any Goods which have been re-finished and dismantled or altered in any way or if the Goods were improperly installed or connected or if the Customer fails to observe or perform the requirements of any maintenance procedures relating to the Goods. Any Goods replaced will belong to Electrium. Any repaired or replacement Goods will be guaranteed on these terms for the unexpired portion of the twelve month period. In addition, the obligations of Electrium under this condition will not apply if the Customer is in breach of this or any other contract with Electrium. Subject to this condition, all conditions, warranties and representations, whether express or implied (by statute or otherwise) relating to the Goods are hereby excluded insofar as the same can be excluded without such exclusion being void or unenforceable.

Electrium will be under no liability under the contract for any personal injury, death, loss or damage of any kind whatsoever (other than death or personal injury resulting from Electrium's negligence) whether consequential or otherwise including but not limited to loss of profits and Electrium hereby excludes all conditions, warranties and stipulations express or implied, statutory, customary or otherwise which but for such exclusion would or might subsist in favour of the Customer except that such exclusion will not apply to any implied condition that Electrium has or will have the right to sell the Goods when the property is to pass; or when Electrium deals as a consumer (as defined in section 12 of the Unfair Contract Terms Act 1977), any implied term relating to the conformity of the Goods with their description or sample or as to their quality or fitness for a particular purpose. In no circumstances will Electrium or its employees, agents or sub-contractors be liable for any loss or damage of any kind whatsoever (other than death or personal injury resulting from Electrium's negligence) whether consequential or otherwise caused directly or indirectly by any negligence or other tortious act or breach of statutory duty on the part of Electrium or on the part of any of its employees, agents or sub-contractors in connection with or arising out of the manufacture or supply of the Goods or in connection with any statement given or made (or advice not given or made) by or on behalf of Electrium.

10 Patents

Electrium will indemnify the Customer against any claim of infringement of letters patent, registered design, trademark or copyright (existing at the date of the contract) arising from the use or sale of any article or materials supplied by Electrium to the Customer and against all costs and damages which the Customer may incur in any action for such infringement or for which the Customer may become liable in any such action provided always that this indemnity shall not apply to any infringement which arises in connection with any design or instruction issued or given by the Customer to Electrium or to the use of such article or material in a manner or for a purpose outside the UK or to any infringement which is due to the use of such article or material in association or combination with any other article or material not supplied by Electrium and provided also that this indemnity is conditional on the Customer making no admission in respect of such alleged infringement and giving Electrium the earliest possible notice in writing of any claim being made or action threatened or brought against the Customer and on the Customer permitting Electrium at Electrium's expense to conduct any litigation that may ensue and all negotiations for the settlement of a claim.

The Customer warrants that any design or instruction issued or given by the Customer shall not be such as will cause Electrium to infringe any letters patent, registered design, trademark or copyright in the execution of the Customer's order and the Customer agrees to indemnify and keep Electrium indemnified against all liability in the event that such warrant is found to be untrue, misleading or breached.

11 Advice

Advice which Electrium or its agents may give to the Customer shall be given in good faith but Electrium shall not be liable for any loss or damage arising directly or indirectly therefrom or attributable thereto unless contained in any written representation or statement issued directly by Electrium.

12 Safety

The Customer shall ensure that any modifications whatsoever made to the Goods supplied hereunder comply with the requirements of any applicable Safety Regulations. Plugs supplied hereunder shall be so connected as to ensure that they are safe and in full compliance with any applicable Safety Regulations. The Customer shall ensure that any kits supplied hereunder are so assembled as to ensure that the assembled product is safe and complies with the requirements of any applicable Safety Regulations. Without prejudice to the above provisions, where Electrium provides the Customer with information

about the use for which Goods are designed and have been tested and about any conditions to ensure that when put to that use they would be safe and without risk to health, the Customer shall use the Goods accordingly and comply with the said conditions. To be properly used the Goods shall be selected, installed, commissioned and maintained in accordance with good engineering practice and under the supervision of suitably qualified personnel.

13 Statutory and other Regulations

If the cost to Electrium of performing its obligations under any contract shall be increased or reduced by reason of making or amendment after the date of its quotation of any law or of any other order, regulation or bye-law having the force of law that shall affect the performance of Electrium's contractual obligations, the amount of such increase or reduction shall be added to or deducted from the contract price as the case may be.

14 Cancellation

If the Customer cancels, extends or delays or purports to cancel, extend or delay the contract or part thereof, or fails to take delivery of any Goods at the time agreed (if any) or if no time is agreed within a reasonable time, then the Customer will be liable (without prejudice to any other rights of Electrium to claim damages) to indemnify and keep indemnified Electrium against any resulting loss, damage or expense incurred by Electrium in connection with the supply or non-supply of the Goods including the cost of any material, used or intended to be used therefor and the cost of labour and other overheads including a percentage in respect of profit. If Electrium is unable (whether temporarily or permanently) to procure any services or goods necessary to enable it to supply the Goods or if the supply of the Goods is prevented or hindered by reason of any cause beyond Electrium's reasonable control which for the avoidance of doubt and without prejudice to the generality of the foregoing shall include governmental action, war, riot, civil commotion, fire, flood, epidemic, labour disputes including labour disputes involving the work force or any part thereof of Electrium, restraints or delays affecting shipping or carriers, currency restrictions and Act of God, Electrium may cancel the contract by notice in writing to the Customer so far as it relates to Goods not then supplied or work not then done and such cancellation shall not give rise to any claims by the Customer provided that the Customer shall remain liable to pay for Goods delivered prior to the date of such cancellation.

15 General

- The headings herein are inserted for convenience only and shall not affect the interpretation of the Contract Terms.
- Should any clause contained in the Contract Terms be held to be invalid such invalidity will not affect the validity of the remaining clauses.
- Any dispute arising out of this contract or the Contract Terms shall be referred in writing to an independent arbitrator who shall be appointed by agreement between Electrium and the Customer or in default of agreement by the President for the time being of the Institute of Electrical Engineers whose decision shall be binding on both parties.
- The formation, interpretation and operation of the contract will be subject to English Law and the Customer submits himself to the non-exclusive jurisdiction of the English Courts.
- Electrium will be entitled to assign sub-contract or sub-let the contract or any part thereof.
- Failure by Electrium to enforce any of the Contract Terms will not be construed as a waiver of any of its rights hereunder.

EXPORT

All Contract Terms set out above apply to overseas transactions (ie sales outside the United Kingdom), where appropriate, except the following:

- Any quotation is given on the basis that no contract will come into existence until Electrium despatches an acknowledgement of order to the Customer. Any quotation is valid for a period of 30 days only from its date provided that Electrium has not previously withdrawn it.

2 Price

The price of Goods includes the cost of packing for shipment FOB British Port or Airport except that orders having a net value of £500 and below shall be subject to an additional charge to cover packing and carriage. No allowance will be made in lieu of transportation if the Customer accepts delivery at the factory, container depot or at any other inland destination or provides his own transportation or where packing of a lesser standard is required.

3 Payment

First orders from overseas Customers should be accompanied by bank references to enable payment terms to be agreed. Unless otherwise agreed in writing, payment is due on delivery. Goods shall be deemed to have been delivered when the invoice has been presented in the United Kingdom accompanied by the appropriate documents of title.

16 Others

The Goods will be sold FOB British Port or Airport and the Seller will be under no obligation to give the Buyer notice as specified in Section 32(3) of the Sale of Goods Act 1979. CIF or C & F arrangements can be made if requested by the Customer, at cost, and Electrium will, on receipt of Customer's indemnity, take all reasonable steps to recover from the Underwriters any loss or damage for which they may be liable.

The Customer shall be solely responsible for complying with all legislation and regulations governing the importation of the Goods into the country of destination including import and export licences and the payment of duties thereon including but not limited to customs duties and VAT. The Customer shall indemnify Electrium against all costs claims and demands arising out of any breach by the Customer of this Agreement.

CONDITIONS OF USE

The products listed in this publication should be installed by suitably qualified personnel in accordance with the requirements of relevant legislation, regulations (including the IEE Wiring Regulations) and the accepted practice in the industry. Any further information which may be required about the use for which any specific product has been designed and tested, or about conditions of use, is available on request. In pursuance of our policy of continuing product improvement, equipment described in this publication is subject to change without notification.



Electrium



ELECTRIUM SALES LIMITED A SIEMENS COMPANY
Commercial Centre, Lakeside Plaza, Walkmill Lane, Bridgtown,
Cannock WS11 0XE.
eMail: info@electrium.co.uk Web: www.electrium.co.uk

TECHNICAL
Telephone: 01543 438330 Facsimile: 01543 438321
eMail: volex.technical@electrium.co.uk

UK SALES
Telephone: 01543 455030 Facsimile: 01543 455031
eMail: volex.sales@electrium.co.uk

EXPORT SALES
Telephone: +44 1543 455049 Facsimile: +44 1543 455048
eMail: export@electrium.co.uk

DUBLIN OFFICE
Telephone: +353 1 4513303 Facsimile: +353 1 4513242

DUBAI OFFICE
Telephone: +971 4 3660395 Facsimile: +971 4 3660019

Although every effort has been made to ensure accuracy in the compilation of the technical detail within this publication, specifications and performance data are constantly changing. Latest details can be obtained from Volex.

Publication No.V2022
Printed in England.